

# Carroll County and Owen County Fact Sheet


This data comes from the 2012 Kentucky Equine Survey conducted by the National Agricultural Statistics Service (NASS), with support and assistance by the University of Kentucky College of Agriculture and the Kentucky Horse Council. Full details of the report may be found online at [equine.ca.uky.edu/kyequinesurvey](http://equine.ca.uky.edu/kyequinesurvey).

For the purposes of this study, an “equine operation” is defined as an address on which at least one horse, pony, donkey or mule resides. From this study, it was determined that an equine operation encompasses the large breeding farms, property on which equines are kept for personal use and other land with a primary use that may not be equine-related, such as a cattle operation or crop farm. It is estimated that there are a total of 35,000 equine operations throughout Kentucky. These equine operations accounted for a total of 4.3 million acres of land, of which 1.1 million acres were devoted to equine-related activities.



## Carroll County Facts

It is estimated that there are 400 horses in Carroll County and a total of 1,300 acres dedicated to equine-related activities. The total value of Carroll County’s equine and equine-related assets was \$550,000.




### Top Breed

Breed	Number	Value
Quarter Horse	320	\$493,300

### Top Four Uses of Horses

Primary Use	Number
Trail	250
Broodmare	80
Idle	50
Stallion	30



## Owen County Facts

It is estimated that there are 600 horses in Owen County, residing on 130 equine operations. A total of 5,300 acres in Owen County are dedicated to equine-related activities and the total value of equine and equine-related activities was \$1.53 million.

### Top Breed

Breed	Number	Value
Quarter Horse	220	\$989,500

### Top Five Uses of Horses

Primary Use	Number
Trail	190
Show	150
Idle	100
Broodmare	60
Young Horse	10

2012 KENTUCKY EQUINE SURVEY

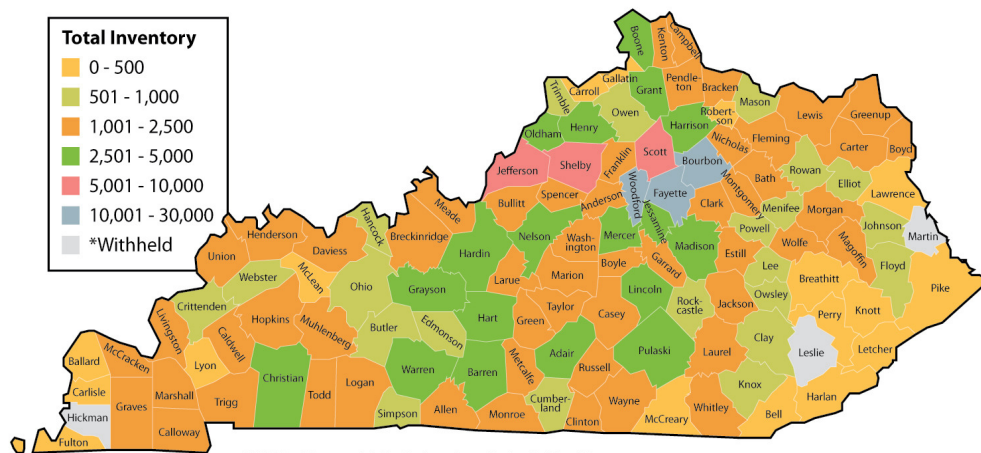
# Kentucky State Fact Sheet

## Equine Facts

Total Equine Population	242,400
Total Equine Operations	35,000
Total Equine Acres	1.1 million
Total Operating Expenditures	\$839 million
Capital Expenditures	\$338 million
Income from Sales and Services	\$1.1 billion
Value of Equine and Equine Related Assets	\$23.4 billion

## Total Economic Impact of Equine Industry

	Employment (Jobs)	Output	Value Added
Direct equine industry impacts	32,022	\$1.78 billion	\$813 million
Total equine industry impacts	40,665	\$2.99 billion	\$1.40 billion



\*Withheld to avoid disclosing data for individual firms.

## Equine Breeds in Kentucky

Thoroughbred	54,000
Quarter Horse	42,000
Tennessee Walking Horse	36,000
American Saddlebred	14,000
Donkeys and Mules	14,000
Mountain Horse Breeds	12,500
Standardbred	9,500
Miniature Horses	7,000
Ponies	7,000
Paint	6,500
Arabian and Half-Arabian	5,500
Appaloosa	3,800
Belgian	3,300
Morgan	2,000
Percheron	1,600
Paso Fino	1,500
Hackney Horse	1,100
Pinto (excludes Paint)	900
Clydesdale	200
Other	20,000

## Primary Use of Kentucky's Equines

Trail riding/pleasure	79,500
Broodmares	38,000
Idle/not working	33,000
Competition/show	24,500
Yearlings, weanlings and foals	23,000
Racing	15,000
Other activities	13,000
Work/transportation	12,500
Stallions at stud	3,900

