

# Clinton County Fact Sheet

This data comes from the 2012 Kentucky Equine Survey conducted by the National Agricultural Statistics Service (NASS), with support and assistance by the University of Kentucky College of Agriculture and the Kentucky Horse Council.

It is estimated that there are 1,000 horses in Clinton County, residing on 240 equine operations. The total value of Clinton County's equine and equine-related assets was \$1.14 million. Full details of the report may be found online at [equine.ca.uky.edu/kyequinesurvey](http://equine.ca.uky.edu/kyequinesurvey).

For the purposes of this study, an "equine operation" is defined as an address on which at least one horse, pony, donkey or mule resides. From this study, it was determined that an equine operation encompasses the large breeding farms, property on which equines are kept for personal use and other land with a primary use that may not be equine-related, such as a cattle operation or crop farm. It is estimated that there are a total of 35,000 equine operations throughout Kentucky. These equine operations accounted for a total of 4.3 million acres of land, of which 1.1 million acres were devoted to equine-related activities.

## Equine Facts

Total Equine Population: 1,000


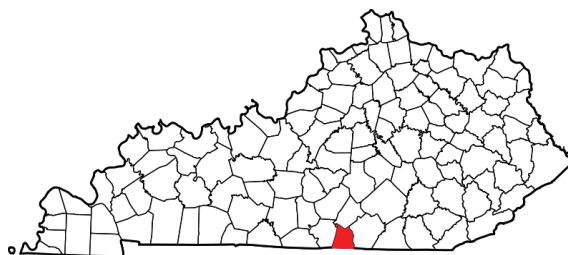
Total Equine Operations: 240

Total Equine Acres: 6,500

Income From Services: NA

Number of Equine Sold: NA

Value of Equine Sold: \$73,000



## Top Three Breeds

| Breed                   | Number | Value     |
|-------------------------|--------|-----------|
| Tennessee Walking Horse | 270    | \$233,100 |
| Saddlebred              | 200    | \$94,200  |
| Quarter Horse           | 160    | \$192,300 |

## Top Five Uses of Horses

| Primary Use | Number |
|-------------|--------|
| Trail       | 660    |
| Broodmare   | 110    |
| Idle        | 100    |
| Work        | 60     |
| Stallion    | 20     |

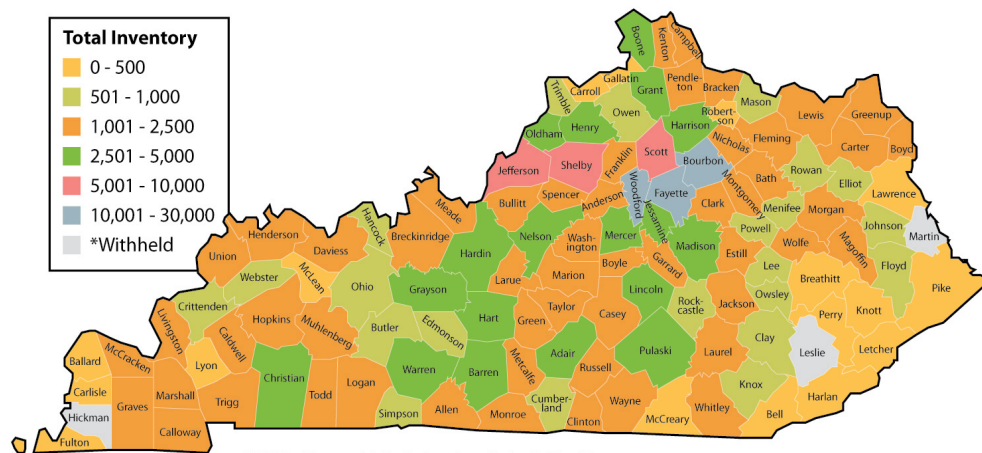
# Kentucky State Fact Sheet

## Equine Facts

|   |                |
|---|----------------|
| Total Equine Population                   | 242,400        |
| Total Equine Operations                   | 35,000         |
| Total Equine Acres                        | 1.1 million    |
| Total Operating Expenditures              | \$839 million  |
| Capital Expenditures                      | \$338 million  |
| Income from Sales and Services            | \$1.1 billion  |
| Value of Equine and Equine Related Assets | \$23.4 billion |

## Total Economic Impact of Equine Industry

|                                | Employment<br>(Jobs) | Output         | Value<br>Added |
|--------------------------------|----------------------|----------------|----------------|
| Direct equine industry impacts | 32,022               | \$1.78 billion | \$813 million  |
| Total equine industry impacts  | 40,665               | \$2.99 billion | \$1.40 billion |



\*Withheld to avoid disclosing data for individual firms.

## Equine Breeds in Kentucky

|                          |        |
|--------------------------|--------|
| Thoroughbred             | 54,000 |
| Quarter Horse            | 42,000 |
| Tennessee Walking Horse  | 36,000 |
| American Saddlebred      | 14,000 |
| Donkeys and Mules        | 14,000 |
| Mountain Horse Breeds    | 12,500 |
| Standardbred             | 9,500  |
| Miniature Horses         | 7,000  |
| Ponies                   | 7,000  |
| Paint                    | 6,500  |
| Arabian and Half-Arabian | 5,500  |
| Appaloosa                | 3,800  |
| Belgian                  | 3,300  |
| Morgan                   | 2,000  |
| Percheron                | 1,600  |
| Paso Fino                | 1,500  |
| Hackney Horse            | 1,100  |
| Pinto (excludes Paint)   | 900    |
| Clydesdale               | 200    |
| Other                    | 20,000 |

## Primary Use of Kentucky's Equines

|                                |        |
|--------------------------------|--------|
| Trail riding/pleasure          | 79,500 |
| Broodmares                     | 38,000 |
| Idle/not working               | 33,000 |
| Competition/show               | 24,500 |
| Yearlings, weanlings and foals | 23,000 |
| Racing                         | 15,000 |
| Other activities               | 13,000 |
| Work/transportation            | 12,500 |
| Stallions at stud              | 3,900  |

