

Hopkins County Fact Sheet


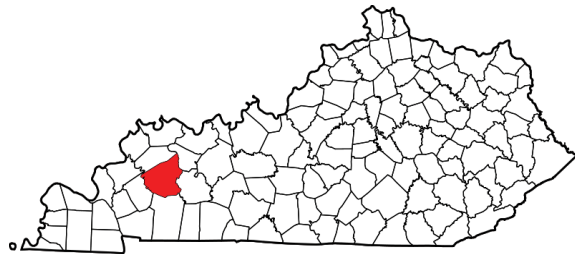
This data comes from the 2012 Kentucky Equine Survey conducted by the National Agricultural Statistics Service (NASS), with support and assistance by the University of Kentucky College of Agriculture and the Kentucky Horse Council.

It is estimated that there are 1,900 horses in Hopkins County, residing on 310 equine operations. The total value of Hopkins County's equine and equine-related assets was \$3.63 million. Full details of the report may be found online at equine.ca.uky.edu/kyequinesurvey.

For the purposes of this study, an "equine operation" is defined as an address on which at least one horse, pony, donkey or mule resides. From this study, it was determined that an equine operation encompasses the large breeding farms, property on which equines are kept for personal use and other land with a primary use that may not be equine-related, such as a cattle operation or crop farm. It is estimated that there are a total of 35,000 equine operations throughout Kentucky. These equine operations accounted for a total of 4.3 million acres of land, of which 1.1 million acres were devoted to equine-related activities.

Equine Facts

Total Equine Population:	1,900
Total Equine Operations:	310
Total Equine Acres:	12,300
Income From Services:	\$632,000
Number of Equine Sold:	220
Value of Equine Sold:	\$658,000



Top Four Breeds

Breed	Number	Value
Quarter Horse	520	\$2,148,100
Tennessee Walking Horse	240	\$257,100
Donkeys and Mules	220	NA
Saddlebred	200	\$138,100

Top Five Uses of Horses

Primary Use	Number
Trail	1,100
Idle	280
Show	150
Young Horse	130
Broodmare	120

2012 KENTUCKY EQUINE SURVEY

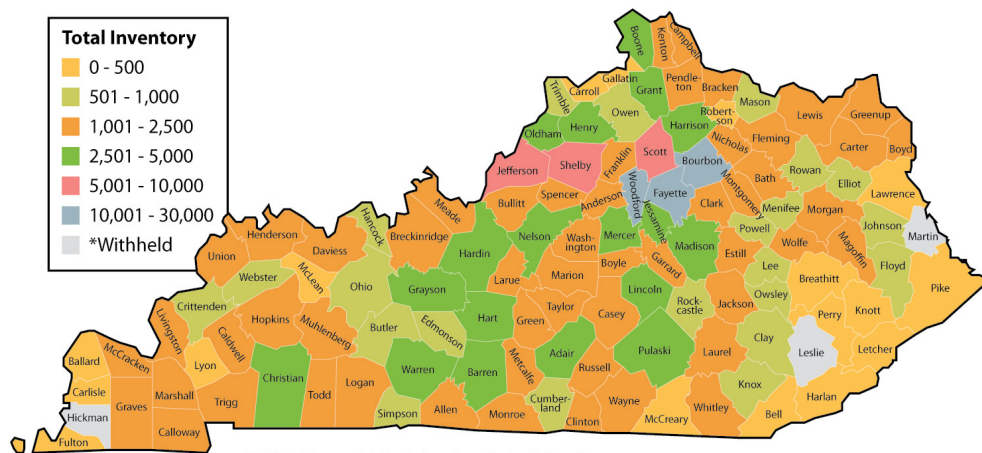
Kentucky State Fact Sheet

Equine Facts

Total Equine Population	242,400
Total Equine Operations	35,000
Total Equine Acres	1.1 million
Total Operating Expenditures	\$839 million
Capital Expenditures	\$338 million
Income from Sales and Services	\$1.1 billion
Value of Equine and Equine Related Assets	\$23.4 billion

Total Economic Impact of Equine Industry

	Employment (Jobs)	Output	Value Added
Direct equine industry impacts	32,022	\$1.78 billion	\$813 million
Total equine industry impacts	40,665	\$2.99 billion	\$1.40 billion



*Withheld to avoid disclosing data for individual firms.

Equine Breeds in Kentucky

Thoroughbred	54,000
Quarter Horse	42,000
Tennessee Walking Horse	36,000
American Saddlebred	14,000
Donkeys and Mules	14,000
Mountain Horse Breeds	12,500
Standardbred	9,500
Miniature Horses	7,000
Ponies	7,000
Paint	6,500
Arabian and Half-Arabian	5,500
Appaloosa	3,800
Belgian	3,300
Morgan	2,000
Percheron	1,600
Paso Fino	1,500
Hackney Horse	1,100
Pinto (excludes Paint)	900
Clydesdale	200
Other	20,000

Primary Use of Kentucky's Equines

Trail riding/pleasure	79,500
Broodmares	38,000
Idle/not working	33,000
Competition/show	24,500
Yearlings, weanlings and foals	23,000
Racing	15,000
Other activities	13,000
Work/transportation	12,500
Stallions at stud	3,900

