

Carroll County Fact Sheet

2022 KENTUCKY EQUINE SURVEY

This data comes from the 2022 Kentucky Equine Survey conducted by the National Agricultural Statistics Service (NASS), with support and assistance by the University of Kentucky College of Agriculture and the Kentucky Horse Council.

It is estimated that there are 600 horses in Carroll County, residing on 150 equine operations. The total value of Carroll County's equine and equine-related assets was \$2.44 million. Full details of the report may be found online at equine.ca.uky.edu/kyequinesurvey.

For the purposes of this study, an "equine operation" is defined as an address on which at least one horse, pony, donkey or mule resides. From this study, it was determined that an equine operation encompasses the large breeding farms, property on which equines are kept for personal use and other land with a primary use that may not be equine-related, such as a cattle operation or crop farm. It is estimated that there are a total of 31,000 equine operations throughout Kentucky. These equine operations accounted for a total of 4.3 million acres of land, of which 900,000 acres were devoted to equine-related activities.



Mark Pearson



Jared May



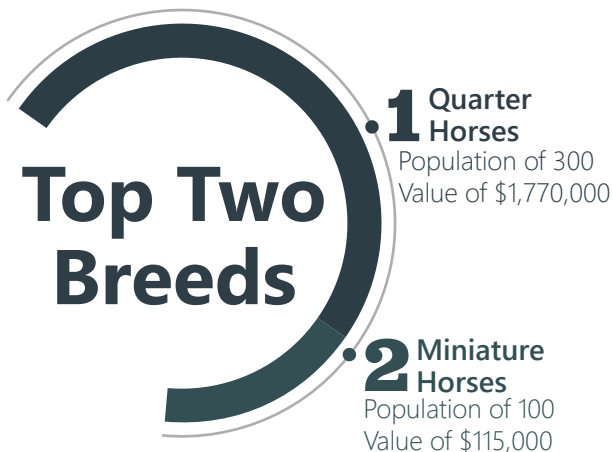
Mark Pearson




Abra Milenthal

Carroll County Equine Facts

Total Equine Population:..... 600
 Total Equine Operations:..... 150
 Total Equine Acres: 3,200
 Income From Services:..... N/A
 Number of Equine Sold:..... 60
 Value of Equine Sold:..... \$180,000



Top 5 Uses of Horses



Kentucky State Fact Sheet

2022 KENTUCKY EQUINE SURVEY

Kentucky

Equine Facts

Total Equine Population:	209,500
Total Equine Operations:	31,000
Total Equine Acres:	900,000
Total Operating Expenditures:	\$1 billion
Capital Expenditures:	\$535 million
Income from Sales and Services:	\$2 billion
Value of Equine and Equine-Related Assets:	\$27.7 billion



© Photo by: Marik Pearson / UK AgComm

Labor on Equine Operations



Equine Inventory by Age



Primary Uses of Kentucky's Equines

Trail riding/pleasure	62,500
Broodmares	33,500
Idle/not working	32,500
Competition/show	20,000
Yearlings, weanlings & foals	22,000
Racing	13,500
Work/transportation	11,500
Other activities	10,000
Stallions at stud	4,000

Kentucky Equine

Breed Population

Thoroughbreds	48,500
Quarter Horses	35,000
Walking Horses	28,500
Donkeys & Mules	13,500
American Saddlebreds	12,000
Mountain Horse Breeds	10,500
Standardbreds	9,200
Warmbloods	7,000
Pony Breeds	6,400
Miniature Horses	6,100
Paint Horses	5,500
Draft Horse Breeds	4,800
Arabian and Half-Arabians	4,200
Appaloosas	3,200
Morgans	1,800
Paso Finos	1,200
Hackney Ponies	900
Pintos (excludes Paint)	700
Others	10,500



Carter County Fact Sheet

2022 KENTUCKY EQUINE SURVEY

This data comes from the 2022 Kentucky Equine Survey conducted by the National Agricultural Statistics Service (NASS), with support and assistance by the University of Kentucky College of Agriculture and the Kentucky Horse Council.

It is estimated that there are 1,500 horses in Carter County, residing on 320 equine operations. The total value of Carter County's equine and equine-related assets was \$7.56 million. Full details of the report may be found online at equine.ca.uky.edu/kyequinesurvey.

For the purposes of this study, an "equine operation" is defined as an address on which at least one horse, pony, donkey or mule resides. From this study, it was determined that an equine operation encompasses the large breeding farms, property on which equines are kept for personal use and other land with a primary use that may not be equine-related, such as a cattle operation or crop farm. It is estimated that there are a total of 31,000 equine operations throughout Kentucky. These equine operations accounted for a total of 4.3 million acres of land, of which 900,000 acres were devoted to equine-related activities.



Abra Milenthal



Erin DesNoyers



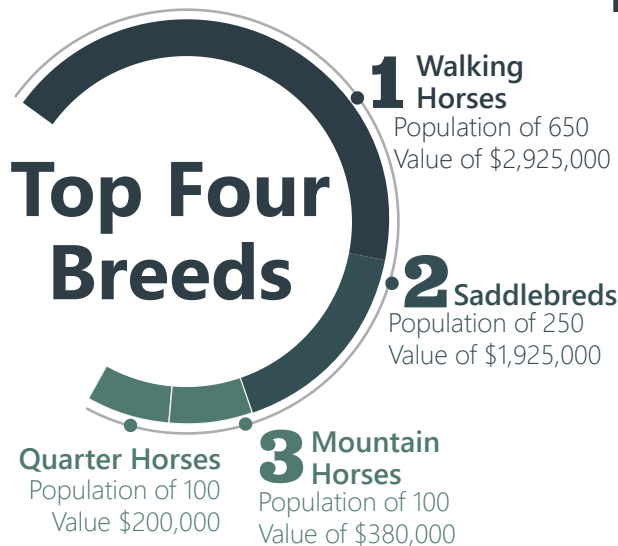
Sophia Schindler




Mark Pearson

Carter County Equine Facts

Total Equine Population: 1,500
 Total Equine Operations: 320
 Total Equine Acres: 9,800
 Income From Services: \$300,000
 Number of Equine Sold: 150
 Value of Equine Sold: \$775,000



Top 5 Uses of Horses



Kentucky State Fact Sheet

2022 KENTUCKY EQUINE SURVEY

Kentucky

Equine Facts

Total Equine Population:	209,500
Total Equine Operations:	31,000
Total Equine Acres:	900,000
Total Operating Expenditures:	\$1 billion
Capital Expenditures:	\$535 million
Income from Sales and Services:	\$2 billion
Value of Equine and Equine-Related Assets:	\$27.7 billion

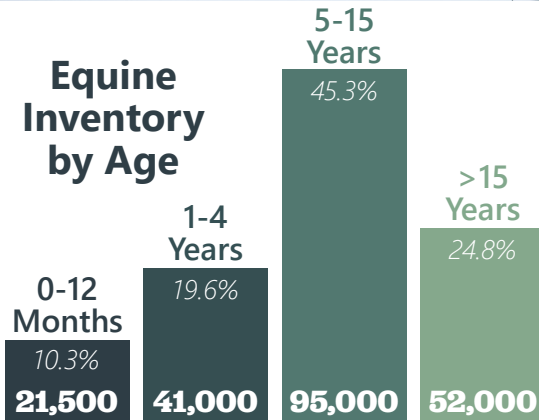


© Photo by: Marik Pearson / UK AgComm

Labor on Equine Operations



Equine Inventory by Age



Primary Uses of Kentucky's Equines

Trail riding/pleasure	62,500
Broodmares	33,500
Idle/not working	32,500
Competition/show	20,000
Yearlings, weanlings & foals	22,000
Racing	13,500
Work/transportation	11,500
Other activities	10,000
Stallions at stud	4,000

Kentucky Equine

Breed Population

Thoroughbreds	48,500
Quarter Horses	35,000
Walking Horses	28,500
Donkeys & Mules	13,500
American Saddlebreds	12,000
Mountain Horse Breeds	10,500
Standardbreds	9,200
Warmbloods	7,000
Pony Breeds	6,400
Miniature Horses	6,100
Paint Horses	5,500
Draft Horse Breeds	4,800
Arabian and Half-Arabians	4,200
Appaloosas	3,200
Morgans	1,800
Paso Finos	1,200
Hackney Ponies	900
Pintos (excludes Paint)	700
Others	10,500



Casey County Fact Sheet

2022 KENTUCKY EQUINE SURVEY

This data comes from the 2022 Kentucky Equine Survey conducted by the National Agricultural Statistics Service (NASS), with support and assistance by the University of Kentucky College of Agriculture and the Kentucky Horse Council.

It is estimated that there are 1,200 horses in Casey County, residing on 250 equine operations. The total value of Casey County's equine and equine-related assets was \$5.6 million. Full details of the report may be found online at equine.ca.uky.edu/kyequinesurvey.


For the purposes of this study, an "equine operation" is defined as an address on which at least one horse, pony, donkey or mule resides. From this study, it was determined that an equine operation encompasses the large breeding farms, property on which equines are kept for personal use and other land with a primary use that may not be equine-related, such as a cattle operation or crop farm. It is estimated that there are a total of 31,000 equine operations throughout Kentucky. These equine operations accounted for a total of 4.3 million acres of land, of which 900,000 acres were devoted to equine-related activities.



Abra Milenthal



Kentucky Horse Council



Elizabeth Beck



Mark Pearson

Casey County Equine Facts

Total Equine Population:	1,200
Total Equine Operations:.....	250
Total Equine Acres:	5,700
Income From Services:	N/A
Number of Equine Sold:	220
Value of Equine Sold:.....	\$280,000

Top Three Breeds

1 Walking Horses
Population of 300
Value of \$735,000

2 Saddlebreds
Population of 150
Value of \$1,800,000

3 Quarter Horses
Population of 100
Value N/A

Top 3 Uses of Horses

1
470 for Work/
Transportation

2
310 for Pleasure/Trail

3
100 Broodmares



Kentucky State Fact Sheet

2022 KENTUCKY EQUINE SURVEY

Kentucky

Equine Facts

Total Equine Population:	209,500
Total Equine Operations:	31,000
Total Equine Acres:	900,000
Total Operating Expenditures:	\$1 billion
Capital Expenditures:	\$535 million
Income from Sales and Services:	\$2 billion
Value of Equine and Equine-Related Assets:	\$27.7 billion

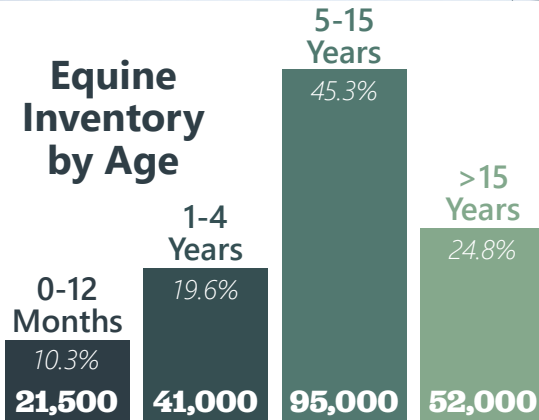


© Photo by: Marik Pearson / UK AgComm

Labor on Equine Operations



Equine Inventory by Age



Primary Uses of Kentucky's Equines

Trail riding/pleasure	62,500
Broodmares	33,500
Idle/not working	32,500
Competition/show	20,000
Yearlings, weanlings & foals	22,000
Racing	13,500
Work/transportation	11,500
Other activities	10,000
Stallions at stud	4,000

Kentucky Equine

Breed Population

Thoroughbreds	48,500
Quarter Horses	35,000
Walking Horses	28,500
Donkeys & Mules	13,500
American Saddlebreds	12,000
Mountain Horse Breeds	10,500
Standardbreds	9,200
Warmbloods	7,000
Pony Breeds	6,400
Miniature Horses	6,100
Paint Horses	5,500
Draft Horse Breeds	4,800
Arabian and Half-Arabians	4,200
Appaloosas	3,200
Morgans	1,800
Paso Finos	1,200
Hackney Ponies	900
Pintos (excludes Paint)	700
Others	10,500



Christian County Fact Sheet

2022 KENTUCKY EQUINE SURVEY

This data comes from the 2022 Kentucky Equine Survey conducted by the National Agricultural Statistics Service (NASS), with support and assistance by the University of Kentucky College of Agriculture and the Kentucky Horse Council.

It is estimated that there are 3,100 horses in Christian County, residing on 550 equine operations. The total value of Christian County's equine and equine-related assets was \$13.92 million. Full details of the report may be found online at equine.ca.uky.edu/kyequinesurvey.

For the purposes of this study, an "equine operation" is defined as an address on which at least one horse, pony, donkey or mule resides. From this study, it was determined that an equine operation encompasses the large breeding farms, property on which equines are kept for personal use and other land with a primary use that may not be equine-related, such as a cattle operation or crop farm. It is estimated that there are a total of 31,000 equine operations throughout Kentucky. These equine operations accounted for a total of 4.3 million acres of land, of which 900,000 acres were devoted to equine-related activities.



Abra Milenthal



Mark Pearson



Sophia Schindler



Mark Pearson

Christian County Equine Facts

Total Equine Population: 3,100
 Total Equine Operations: 550
 Total Equine Acres: 15,000
 Income From Services: \$2,250,000
 Number of Equine Sold: 550
 Value of Equine Sold: \$2,025,000

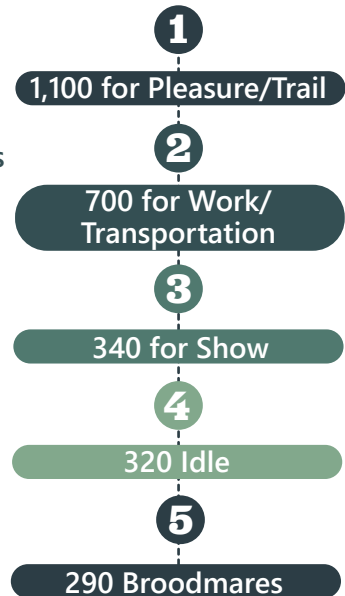
Christian County's Ranking

#6 in Equine Sold

#8 in Equine Operations and Equine Acres



Top 5 Uses of Horses



Kentucky State Fact Sheet

2022 KENTUCKY EQUINE SURVEY

Kentucky

Equine Facts

Total Equine Population:	209,500
Total Equine Operations:	31,000
Total Equine Acres:	900,000
Total Operating Expenditures:	\$1 billion
Capital Expenditures:	\$535 million
Income from Sales and Services:	\$2 billion
Value of Equine and Equine-Related Assets:	\$27.7 billion

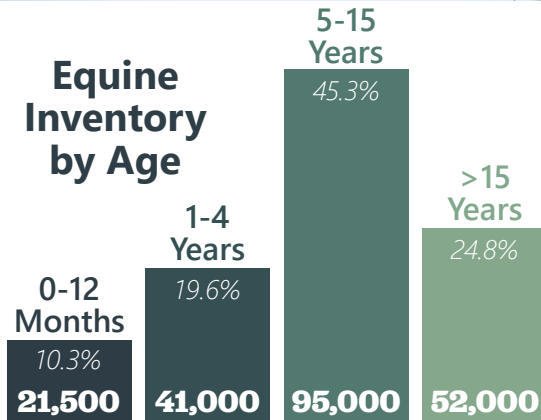


© Photo by: Marik Pearson / UK AgComm

Labor on Equine Operations



Equine Inventory by Age



Primary Uses of Kentucky's Equines

Trail riding/pleasure	62,500
Broodmares	33,500
Idle/not working	32,500
Competition/show	20,000
Yearlings, weanlings & foals	22,000
Racing	13,500
Work/transportation	11,500
Other activities	10,000
Stallions at stud	4,000

Kentucky Equine

Breed Population

Thoroughbreds	48,500
Quarter Horses	35,000
Walking Horses	28,500
Donkeys & Mules	13,500
American Saddlebreds	12,000
Mountain Horse Breeds	10,500
Standardbreds	9,200
Warmbloods	7,000
Pony Breeds	6,400
Miniature Horses	6,100
Paint Horses	5,500
Draft Horse Breeds	4,800
Arabian and Half-Arabians	4,200
Appaloosas	3,200
Morgans	1,800
Paso Finos	1,200
Hackney Ponies	900
Pintos (excludes Paint)	700
Others	10,500



Clark County Fact Sheet

2022 KENTUCKY EQUINE SURVEY

This data comes from the 2022 Kentucky Equine Survey conducted by the National Agricultural Statistics Service (NASS), with support and assistance by the University of Kentucky College of Agriculture and the Kentucky Horse Council.

It is estimated that there are 2,100 horses in Clark County, residing on 380 equine operations. The total value of Clark County's equine and equine-related assets was \$37.3 million. Full details of the report may be found online at equine.ca.uky.edu/kyequinesurvey.

For the purposes of this study, an "equine operation" is defined as an address on which at least one horse, pony, donkey or mule resides. From this study, it was determined that an equine operation encompasses the large breeding farms, property on which equines are kept for personal use and other land with a primary use that may not be equine-related, such as a cattle operation or crop farm. It is estimated that there are a total of 31,000 equine operations throughout Kentucky. These equine operations accounted for a total of 4.3 million acres of land, of which 900,000 acres were devoted to equine-related activities.



Konor Copeland



Mark Pearson



Mark Pearson



Erin DesNoyers

Clark County Equine Facts

Total Equine Population: 2,100
 Total Equine Operations:..... 380
 Total Equine Acres: 10,000
 Income From Services:\$5,750,000
 Number of Equine Sold: 530
 Value of Equine Sold: N/A

Clark County's Ranking

#7 in Equine Sold

#9 in Operation Income



Top 6 Uses of Horses



Kentucky State Fact Sheet

2022 KENTUCKY EQUINE SURVEY

Kentucky

Equine Facts

Total Equine Population:	209,500
Total Equine Operations:	31,000
Total Equine Acres:	900,000
Total Operating Expenditures:	\$1 billion
Capital Expenditures:	\$535 million
Income from Sales and Services:	\$2 billion
Value of Equine and Equine-Related Assets:	\$27.7 billion



© Photo by: Marik Pearson / UK AgComm

Labor on Equine Operations



Equine Inventory by Age



Primary Uses of Kentucky's Equines

Trail riding/pleasure	62,500
Broodmares	33,500
Idle/not working	32,500
Competition/show	20,000
Yearlings, weanlings & foals	22,000
Racing	13,500
Work/transportation	11,500
Other activities	10,000
Stallions at stud	4,000

Kentucky Equine

Breed Population

Thoroughbreds	48,500
Quarter Horses	35,000
Walking Horses	28,500
Donkeys & Mules	13,500
American Saddlebreds	12,000
Mountain Horse Breeds	10,500
Standardbreds	9,200
Warmbloods	7,000
Pony Breeds	6,400
Miniature Horses	6,100
Paint Horses	5,500
Draft Horse Breeds	4,800
Arabian and Half-Arabians	4,200
Appaloosas	3,200
Morgans	1,800
Paso Finos	1,200
Hackney Ponies	900
Pintos (excludes Paint)	700
Others	10,500



Clinton County Fact Sheet

2022 KENTUCKY EQUINE SURVEY

This data comes from the 2022 Kentucky Equine Survey conducted by the National Agricultural Statistics Service (NASS), with support and assistance by the University of Kentucky College of Agriculture and the Kentucky Horse Council.

It is estimated that there are 850 horses in Clinton County, residing on 190 equine operations. The total value of Clinton County's equine and equine-related assets was \$3.53 million. Full details of the report may be found online at equine.ca.uky.edu/kyequinesurvey.

For the purposes of this study, an "equine operation" is defined as an address on which at least one horse, pony, donkey or mule resides. From this study, it was determined that an equine operation encompasses the large breeding farms, property on which equines are kept for personal use and other land with a primary use that may not be equine-related, such as a cattle operation or crop farm. It is estimated that there are a total of 31,000 equine operations throughout Kentucky. These equine operations accounted for a total of 4.3 million acres of land, of which 900,000 acres were devoted to equine-related activities.



Mark Pearson



Abra Mienthal



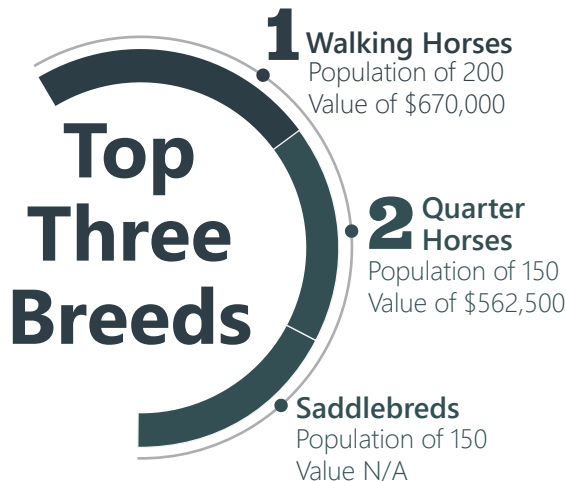
Mark Pearson



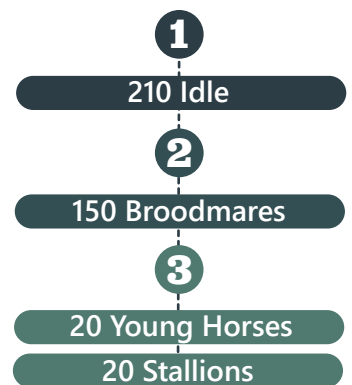
Sophia Schindler

Clinton County Equine Facts

Total Equine Population:	850
Total Equine Operations:	190
Total Equine Acres:	4,400
Income From Services:	N/A
Number of Equine Sold:	N/A
Value of Equine Sold:	N/A



Top 4 Uses of Horses



Kentucky State Fact Sheet

2022 KENTUCKY EQUINE SURVEY

Kentucky

Equine Facts

Total Equine Population:	209,500
Total Equine Operations:	31,000
Total Equine Acres:	900,000
Total Operating Expenditures:	\$1 billion
Capital Expenditures:	\$535 million
Income from Sales and Services:	\$2 billion
Value of Equine and Equine-Related Assets:	\$27.7 billion

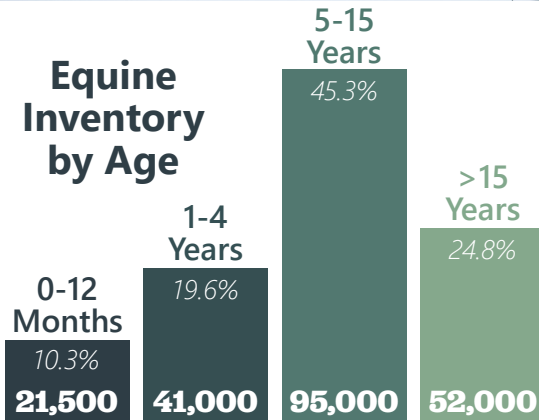


© Photo by: Marik Pearson / UK AgComm

Labor on Equine Operations



Equine Inventory by Age



Primary Uses of Kentucky's Equines

Trail riding/pleasure	62,500
Broodmares	33,500
Idle/not working	32,500
Competition/show	20,000
Yearlings, weanlings & foals	22,000
Racing	13,500
Work/transportation	11,500
Other activities	10,000
Stallions at stud	4,000

Kentucky Equine

Breed Population

Thoroughbreds	48,500
Quarter Horses	35,000
Walking Horses	28,500
Donkeys & Mules	13,500
American Saddlebreds	12,000
Mountain Horse Breeds	10,500
Standardbreds	9,200
Warmbloods	7,000
Pony Breeds	6,400
Miniature Horses	6,100
Paint Horses	5,500
Draft Horse Breeds	4,800
Arabian and Half-Arabians	4,200
Appaloosas	3,200
Morgans	1,800
Paso Finos	1,200
Hackney Ponies	900
Pintos (excludes Paint)	700
Others	10,500



Crittenden County Fact Sheet

2022 KENTUCKY EQUINE SURVEY

This data comes from the 2022 Kentucky Equine Survey conducted by the National Agricultural Statistics Service (NASS), with support and assistance by the University of Kentucky College of Agriculture and the Kentucky Horse Council.

It is estimated that there are 750 horses in Crittenden County, residing on 180 equine operations. The total value of Crittenden County's equine and equine-related assets was \$3.21 million. Full details of the report may be found online at equine.ca.uky.edu/kyequinesurvey.

For the purposes of this study, an "equine operation" is defined as an address on which at least one horse, pony, donkey or mule resides. From this study, it was determined that an equine operation encompasses the large breeding farms, property on which equines are kept for personal use and other land with a primary use that may not be equine-related, such as a cattle operation or crop farm. It is estimated that there are a total of 31,000 equine operations throughout Kentucky. These equine operations accounted for a total of 4.3 million acres of land, of which 900,000 acres were devoted to equine-related activities.

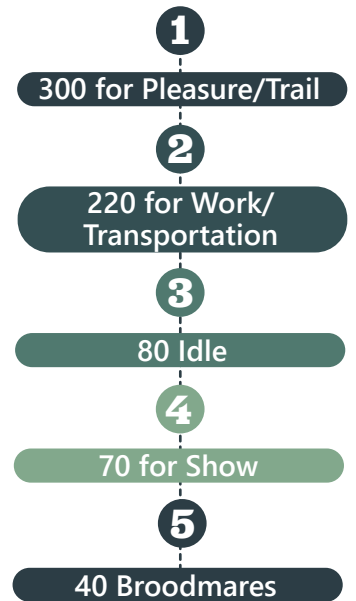


Crittenden County Equine Facts

Total Equine Population:	750
Total Equine Operations:	180
Total Equine Acres:	4,000
Income From Services:	N/A
Number of Equine Sold:	120
Value of Equine Sold:	N/A



Top 5 Uses of Horses



Kentucky State Fact Sheet

2022 KENTUCKY EQUINE SURVEY

Kentucky

Equine Facts

Total Equine Population:	209,500
Total Equine Operations:	31,000
Total Equine Acres:	900,000
Total Operating Expenditures:	\$1 billion
Capital Expenditures:	\$535 million
Income from Sales and Services:	\$2 billion
Value of Equine and Equine-Related Assets:	\$27.7 billion

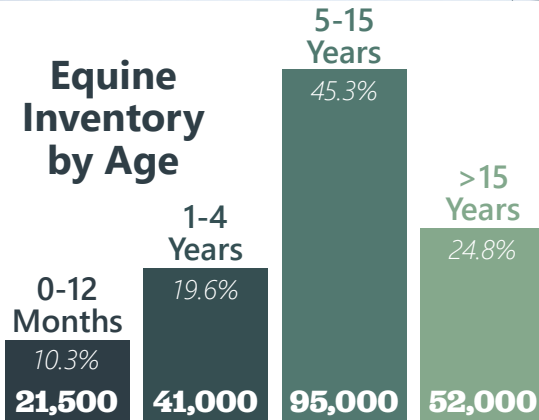


© Photo by: Marik Pearson / UK AgComm

Labor on Equine Operations



Equine Inventory by Age



Primary Uses of Kentucky's Equines

Trail riding/pleasure	62,500
Broodmares	33,500
Idle/not working	32,500
Competition/show	20,000
Yearlings, weanlings & foals	22,000
Racing	13,500
Work/transportation	11,500
Other activities	10,000
Stallions at stud	4,000

Kentucky Equine

Breed Population

Thoroughbreds	48,500
Quarter Horses	35,000
Walking Horses	28,500
Donkeys & Mules	13,500
American Saddlebreds	12,000
Mountain Horse Breeds	10,500
Standardbreds	9,200
Warmbloods	7,000
Pony Breeds	6,400
Miniature Horses	6,100
Paint Horses	5,500
Draft Horse Breeds	4,800
Arabian and Half-Arabians	4,200
Appaloosas	3,200
Morgans	1,800
Paso Finos	1,200
Hackney Ponies	900
Pintos (excludes Paint)	700
Others	10,500



Cumberland County Fact Sheet

2022 KENTUCKY EQUINE SURVEY

This data comes from the 2022 Kentucky Equine Survey conducted by the National Agricultural Statistics Service (NASS), with support and assistance by the University of Kentucky College of Agriculture and the Kentucky Horse Council.

It is estimated that there are 550 horses in Cumberland County, residing on 1,200 equine operations. The total value of Cumberland County's equine and equine-related assets was \$1.78 million. Full details of the report may be found online at equine.ca.uky.edu/kyequinesurvey.

For the purposes of this study, an "equine operation" is defined as an address on which at least one horse, pony, donkey or mule resides. From this study, it was determined that an equine operation encompasses the large breeding farms, property on which equines are kept for personal use and other land with a primary use that may not be equine-related, such as a cattle operation or crop farm. It is estimated that there are a total of 31,000 equine operations throughout Kentucky. These equine operations accounted for a total of 4.3 million acres of land, of which 900,000 acres were devoted to equine-related activities.



Abra Milenthal



Mark Pearson



Mark Pearson



Sydney Segal

Cumberland County Equine Facts

Total Equine Population:	550
Total Equine Operations:	120
Total Equine Acres:	4,400
Income from Services:	\$175,000
Number of Equine Sold:	160
Vallue of Equine Sold:	\$375,000



1 Quarter Horses
Population of 250
Value of \$975,000

Top 4 Uses of Horses



Kentucky State Fact Sheet

2022 KENTUCKY EQUINE SURVEY

Kentucky

Equine Facts

Total Equine Population:	209,500
Total Equine Operations:	31,000
Total Equine Acres:	900,000
Total Operating Expenditures:	\$1 billion
Capital Expenditures:	\$535 million
Income from Sales and Services:	\$2 billion
Value of Equine and Equine-Related Assets:	\$27.7 billion

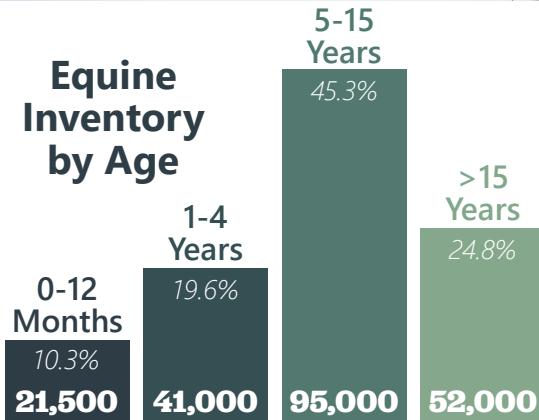


© Photo by: Marik Pearson / UK AgComm

Labor on Equine Operations



Equine Inventory by Age



Primary Uses of Kentucky's Equines

Trail riding/pleasure	62,500
Broodmares	33,500
Idle/not working	32,500
Competition/show	20,000
Yearlings, weanlings & foals	22,000
Racing	13,500
Work/transportation	11,500
Other activities	10,000
Stallions at stud	4,000

Kentucky Equine

Breed Population

Thoroughbreds	48,500
Quarter Horses	35,000
Walking Horses	28,500
Donkeys & Mules	13,500
American Saddlebreds	12,000
Mountain Horse Breeds	10,500
Standardbreds	9,200
Warmbloods	7,000
Pony Breeds	6,400
Miniature Horses	6,100
Paint Horses	5,500
Draft Horse Breeds	4,800
Arabian and Half-Arabians	4,200
Appaloosas	3,200
Morgans	1,800
Paso Finos	1,200
Hackney Ponies	900
Pintos (excludes Paint)	700
Others	10,500



Daviess County Fact Sheet

2022 KENTUCKY EQUINE SURVEY


This data comes from the 2022 Kentucky Equine Survey conducted by the National Agricultural Statistics Service (NASS), with support and assistance by the University of Kentucky College of Agriculture and the Kentucky Horse Council.

It is estimated that there are 1,200 horses in Daviess County, residing on 270 equine operations. The total value of Daviess County's equine and equine-related assets was \$4.34 million. Full details of the report may be found online at equine.ca.uky.edu/kyequinesurvey.

For the purposes of this study, an "equine operation" is defined as an address on which at least one horse, pony, donkey or mule resides. From this study, it was determined that an equine operation encompasses the large breeding farms, property on which equines are kept for personal use and other land with a primary use that may not be equine-related, such as a cattle operation or crop farm. It is estimated that there are a total of 31,000 equine operations throughout Kentucky. These equine operations accounted for a total of 4.3 million acres of land, of which 900,000 acres were devoted to equine-related activities.



Abra Milenthal



Nathan Frisby



Mark Pearson



Sophia Schindler

Daviess County Equine Facts

Total Equine Population: 1,200
 Total Equine Operations: 270
 Total Equine Acres: 6,300
 Income From Services: \$575,000
 Number of Equine Sold: N/A
 Value of Equine Sold: N/A



Top 4 Uses of Horses



Kentucky State Fact Sheet

2022 KENTUCKY EQUINE SURVEY

Kentucky

Equine Facts

Total Equine Population:	209,500
Total Equine Operations:	31,000
Total Equine Acres:	900,000
Total Operating Expenditures:	\$1 billion
Capital Expenditures:	\$535 million
Income from Sales and Services:	\$2 billion
Value of Equine and Equine-Related Assets:	\$27.7 billion



© Photo by: Marik Pearson / UK AgComm

Labor on Equine Operations



Equine Inventory by Age



Primary Uses of Kentucky's Equines

Trail riding/pleasure	62,500
Broodmares	33,500
Idle/not working	32,500
Competition/show	20,000
Yearlings, weanlings & foals	22,000
Racing	13,500
Work/transportation	11,500
Other activities	10,000
Stallions at stud	4,000

Kentucky Equine

Breed Population

Thoroughbreds	48,500
Quarter Horses	35,000
Walking Horses	28,500
Donkeys & Mules	13,500
American Saddlebreds	12,000
Mountain Horse Breeds	10,500
Standardbreds	9,200
Warmbloods	7,000
Pony Breeds	6,400
Miniature Horses	6,100
Paint Horses	5,500
Draft Horse Breeds	4,800
Arabian and Half-Arabians	4,200
Appaloosas	3,200
Morgans	1,800
Paso Finos	1,200
Hackney Ponies	900
Pintos (excludes Paint)	700
Others	10,500



Edmonson County Fact Sheet

2022 KENTUCKY EQUINE SURVEY


This data comes from the 2022 Kentucky Equine Survey conducted by the National Agricultural Statistics Service (NASS), with support and assistance by the University of Kentucky College of Agriculture and the Kentucky Horse Council.

It is estimated that there are 800 horses in Edmonson County, residing on 170 equine operations. The total value of Edmonson County's equine and equine-related assets was \$1.97 million. Full details of the report may be found online at equine.ca.uky.edu/kyequinesurvey.

For the purposes of this study, an "equine operation" is defined as an address on which at least one horse, pony, donkey or mule resides. From this study, it was determined that an equine operation encompasses the large breeding farms, property on which equines are kept for personal use and other land with a primary use that may not be equine-related, such as a cattle operation or crop farm. It is estimated that there are a total of 31,000 equine operations throughout Kentucky. These equine operations accounted for a total of 4.3 million acres of land, of which 900,000 acres were devoted to equine-related activities.



Mark Pearson



Elizabeth Beck



Mark Pearson



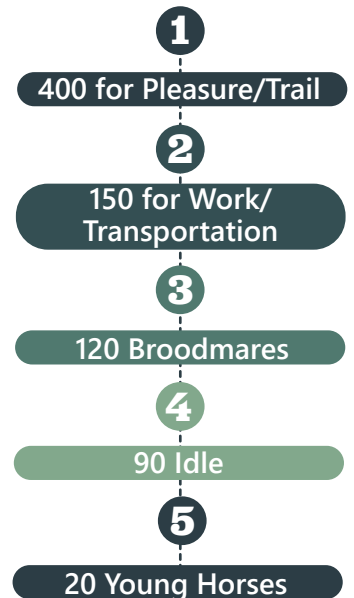
Abra Milenthal

Edmonson County Equine Facts

Total Equine Population:	800
Total Equine Operations:	170
Total Equine Acres:	3,900
Income From Services:	N/A
Number of Equine Sold:	80
Value of Equine Sold:	N/A



Top 5 Uses of Horses



Kentucky State Fact Sheet

2022 KENTUCKY EQUINE SURVEY

Kentucky

Equine Facts

Total Equine Population:	209,500
Total Equine Operations:	31,000
Total Equine Acres:	900,000
Total Operating Expenditures:	\$1 billion
Capital Expenditures:	\$535 million
Income from Sales and Services:	\$2 billion
Value of Equine and Equine-Related Assets:	\$27.7 billion

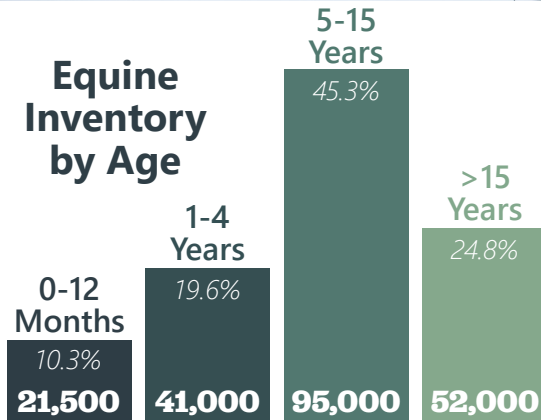


© Photo by: Marik Pearson / UK AgComm

Labor on Equine Operations



Equine Inventory by Age



Primary Uses of Kentucky's Equines

Trail riding/pleasure	62,500
Broodmares	33,500
Idle/not working	32,500
Competition/show	20,000
Yearlings, weanlings & foals	22,000
Racing	13,500
Work/transportation	11,500
Other activities	10,000
Stallions at stud	4,000

Kentucky Equine

Breed Population

Thoroughbreds	48,500
Quarter Horses	35,000
Walking Horses	28,500
Donkeys & Mules	13,500
American Saddlebreds	12,000
Mountain Horse Breeds	10,500
Standardbreds	9,200
Warmbloods	7,000
Pony Breeds	6,400
Miniature Horses	6,100
Paint Horses	5,500
Draft Horse Breeds	4,800
Arabian and Half-Arabians	4,200
Appaloosas	3,200
Morgans	1,800
Paso Finos	1,200
Hackney Ponies	900
Pintos (excludes Paint)	700
Others	10,500



Elliott County Fact Sheet

2022 KENTUCKY EQUINE SURVEY


This data comes from the 2022 Kentucky Equine Survey conducted by the National Agricultural Statistics Service (NASS), with support and assistance by the University of Kentucky College of Agriculture and the Kentucky Horse Council.

It is estimated that there are 600 horses in Elliott County, residing on 120 equine operations. The total value of Elliott County's equine and equine-related assets was \$1.99 million. Full details of the report may be found online at equine.ca.uky.edu/kyequinesurvey.

For the purposes of this study, an "equine operation" is defined as an address on which at least one horse, pony, donkey or mule resides. From this study, it was determined that an equine operation encompasses the large breeding farms, property on which equines are kept for personal use and other land with a primary use that may not be equine-related, such as a cattle operation or crop farm. It is estimated that there are a total of 31,000 equine operations throughout Kentucky. These equine operations accounted for a total of 4.3 million acres of land, of which 900,000 acres were devoted to equine-related activities.



Sydney Segal



Mark Pearson



Elizabeth Beck



Mark Pearson

Elliott County Equine Facts

Total Equine Population:	600
Total Equine Operations:	120
Total Equine Acres:	4,500
Income From Services:	N/A
Number of Equine Sold:	60
Value of Equine Sold:	\$140,000

Top Two Breeds

1 Walking Horses
Population of 250
Value of \$1,025,000

2 Mountain Horses
Population of 100
Value of \$340,000

Top 5 Uses of Horses

- 1**
240 for Pleasure/Trail
- 2**
110 Idle
- 3**
80 Broodmares
- 4**
40 Young Horses
- 5**
30 Stallions



Kentucky State Fact Sheet

2022 KENTUCKY EQUINE SURVEY

Kentucky

Equine Facts

Total Equine Population:	209,500
Total Equine Operations:	31,000
Total Equine Acres:	900,000
Total Operating Expenditures:	\$1 billion
Capital Expenditures:	\$535 million
Income from Sales and Services:	\$2 billion
Value of Equine and Equine-Related Assets:	\$27.7 billion

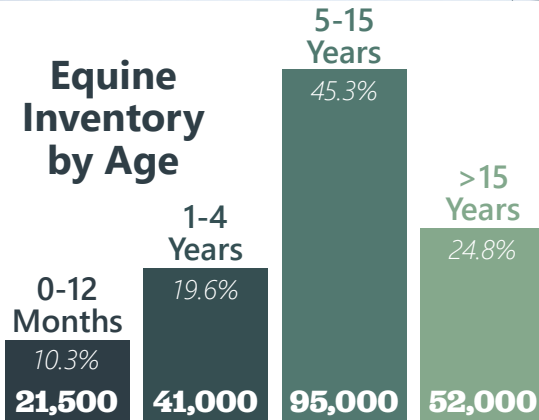


© Photo by: Marik Pearson / UK AgComm

Labor on Equine Operations



Equine Inventory by Age



Primary Uses of Kentucky's Equines

Trail riding/pleasure	62,500
Broodmares	33,500
Idle/not working	32,500
Competition/show	20,000
Yearlings, weanlings & foals	22,000
Racing	13,500
Work/transportation	11,500
Other activities	10,000
Stallions at stud	4,000

Kentucky Equine

Breed Population

Thoroughbreds	48,500
Quarter Horses	35,000
Walking Horses	28,500
Donkeys & Mules	13,500
American Saddlebreds	12,000
Mountain Horse Breeds	10,500
Standardbreds	9,200
Warmbloods	7,000
Pony Breeds	6,400
Miniature Horses	6,100
Paint Horses	5,500
Draft Horse Breeds	4,800
Arabian and Half-Arabians	4,200
Appaloosas	3,200
Morgans	1,800
Paso Finos	1,200
Hackney Ponies	900
Pintos (excludes Paint)	700
Others	10,500



Estill County Fact Sheet

2022 KENTUCKY EQUINE SURVEY


This data comes from the 2022 Kentucky Equine Survey conducted by the National Agricultural Statistics Service (NASS), with support and assistance by the University of Kentucky College of Agriculture and the Kentucky Horse Council.

It is estimated that there are 750 horses in Estill County, residing on 130 equine operations. The total value of Estill County's equine and equine-related assets was \$3.55 million. Full details of the report may be found online at equine.ca.uky.edu/kyequinesurvey.

For the purposes of this study, an "equine operation" is defined as an address on which at least one horse, pony, donkey or mule resides. From this study, it was determined that an equine operation encompasses the large breeding farms, property on which equines are kept for personal use and other land with a primary use that may not be equine-related, such as a cattle operation or crop farm. It is estimated that there are a total of 31,000 equine operations throughout Kentucky. These equine operations accounted for a total of 4.3 million acres of land, of which 900,000 acres were devoted to equine-related activities.



Sophia Schindler



Konor Copeland



Mark Pearson



Mark Pearson

Estill County

Equine Facts

Total Equine Population:	750
Total Equine Operations:	130
Total Equine Acres:	4,500
Income From Services:	N/A
Number of Equine Sold:	N/A
Value of Equine Sold:	N/A

Top Two Breeds

1 Mountain Horses
Population of 300
Value of \$1,275,000

2 Walking Horses
Population of 100
Value of \$295,000

Top 5 Uses of Horses

- 1**
270 for Pleasure/Trail
- 2**
140 Broodmares
- 3**
90 Young Horses
- 4**
80 Idle
- 5**
20 Stallions



Kentucky State Fact Sheet

2022 KENTUCKY EQUINE SURVEY

Kentucky

Equine Facts

Total Equine Population:	209,500
Total Equine Operations:	31,000
Total Equine Acres:	900,000
Total Operating Expenditures:	\$1 billion
Capital Expenditures:	\$535 million
Income from Sales and Services:	\$2 billion
Value of Equine and Equine-Related Assets:	\$27.7 billion

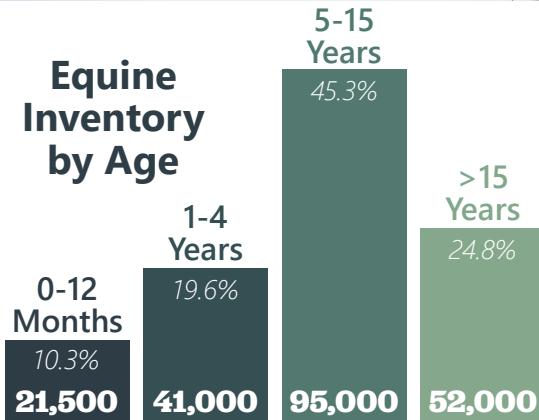


© Photo by: Marik Pearson / UK AgComm

Labor on Equine Operations



Equine Inventory by Age



Primary Uses of Kentucky's Equines

Trail riding/pleasure	62,500
Broodmares	33,500
Idle/not working	32,500
Competition/show	20,000
Yearlings, weanlings & foals	22,000
Racing	13,500
Work/transportation	11,500
Other activities	10,000
Stallions at stud	4,000

Kentucky Equine

Breed Population

Thoroughbreds	48,500
Quarter Horses	35,000
Walking Horses	28,500
Donkeys & Mules	13,500
American Saddlebreds	12,000
Mountain Horse Breeds	10,500
Standardbreds	9,200
Warmbloods	7,000
Pony Breeds	6,400
Miniature Horses	6,100
Paint Horses	5,500
Draft Horse Breeds	4,800
Arabian and Half-Arabians	4,200
Appaloosas	3,200
Morgans	1,800
Paso Finos	1,200
Hackney Ponies	900
Pintos (excludes Paint)	700
Others	10,500



Fayette County Fact Sheet

2022 KENTUCKY EQUINE SURVEY

This data comes from the 2022 Kentucky Equine Survey conducted by the National Agricultural Statistics Service (NASS), with support and assistance by the University of Kentucky College of Agriculture and the Kentucky Horse Council.

It is estimated that there are 22,500 horses in Fayette County, residing on 950 equine operations. The total value of Fayette County's equine and equine-related assets was \$2.41 billion. Full details of the report may be found online at equine.ca.uky.edu/kyequinesurvey.

For the purposes of this study, an "equine operation" is defined as an address on which at least one horse, pony, donkey or mule resides. From this study, it was determined that an equine operation encompasses the large breeding farms, property on which equines are kept for personal use and other land with a primary use that may not be equine-related, such as a cattle operation or crop farm. It is estimated that there are a total of 31,000 equine operations throughout Kentucky. These equine operations accounted for a total of 4.3 million acres of land, of which 900,000 acres were devoted to equine-related activities.



Abra Milenthal



Mark Pearson



Mark Pearson



Mark Pearson

Fayette County Equine Facts

Total Equine Population: 22,500
 Total Equine Operations: 950
 Total Equine Acres: 85,000
 Income From Services: \$414,500,000
 Number of Equine Sold: 6,300
 Value of Equine Sold: ..\$440,000,000



Top 5 Uses of Horses



Fayette County Ranking's

- #1 in Equine Acres and Equine Sold
- #1 in Equine Operations and Operation Income
- #1 in Value of Equine and Equine Population



Kentucky State Fact Sheet

2022 KENTUCKY EQUINE SURVEY

Kentucky

Equine Facts

Total Equine Population:	209,500
Total Equine Operations:	31,000
Total Equine Acres:	900,000
Total Operating Expenditures:	\$1 billion
Capital Expenditures:	\$535 million
Income from Sales and Services:	\$2 billion
Value of Equine and Equine-Related Assets:	\$27.7 billion



© Photo by: Marik Pearson / UK AgComm

Labor on Equine Operations



Equine Inventory by Age



Primary Uses of Kentucky's Equines

Trail riding/pleasure	62,500
Broodmares	33,500
Idle/not working	32,500
Competition/show	20,000
Yearlings, weanlings & foals	22,000
Racing	13,500
Work/transportation	11,500
Other activities	10,000
Stallions at stud	4,000

Kentucky Equine

Breed Population

Thoroughbreds	48,500
Quarter Horses	35,000
Walking Horses	28,500
Donkeys & Mules	13,500
American Saddlebreds	12,000
Mountain Horse Breeds	10,500
Standardbreds	9,200
Warmbloods	7,000
Pony Breeds	6,400
Miniature Horses	6,100
Paint Horses	5,500
Draft Horse Breeds	4,800
Arabian and Half-Arabians	4,200
Appaloosas	3,200
Morgans	1,800
Paso Finos	1,200
Hackney Ponies	900
Pintos (excludes Paint)	700
Others	10,500



Fleming County Fact Sheet

2022 KENTUCKY EQUINE SURVEY

This data comes from the 2022 Kentucky Equine Survey conducted by the National Agricultural Statistics Service (NASS), with support and assistance by the University of Kentucky College of Agriculture and the Kentucky Horse Council.

It is estimated that there are 2,100 horses in Fleming County, residing on 390 equine operations. The total value of Fleming County's equine and equine-related assets was \$8.9 million. Full details of the report may be found online at equine.ca.uky.edu/kyequinesurvey.

For the purposes of this study, an "equine operation" is defined as an address on which at least one horse, pony, donkey or mule resides. From this study, it was determined that an equine operation encompasses the large breeding farms, property on which equines are kept for personal use and other land with a primary use that may not be equine-related, such as a cattle operation or crop farm. It is estimated that there are a total of 31,000 equine operations throughout Kentucky. These equine operations accounted for a total of 4.3 million acres of land, of which 900,000 acres were devoted to equine-related activities.



Abra Milenthal



Mark Pearson



Mark Pearson




Sophia Schindler

Fleming County Equine Facts

Total Equine Population:	2,100
Total Equine Operations:	390
Total Equine Acres:	12,000
Income From Services:	N/A
Number of Equine Sold:	N/A
Value of Equine Sold:	N/A



Top 5 Uses of Horses



Kentucky State Fact Sheet

2022 KENTUCKY EQUINE SURVEY

Kentucky

Equine Facts

Total Equine Population:	209,500
Total Equine Operations:	31,000
Total Equine Acres:	900,000
Total Operating Expenditures:	\$1 billion
Capital Expenditures:	\$535 million
Income from Sales and Services:	\$2 billion
Value of Equine and Equine-Related Assets:	\$27.7 billion

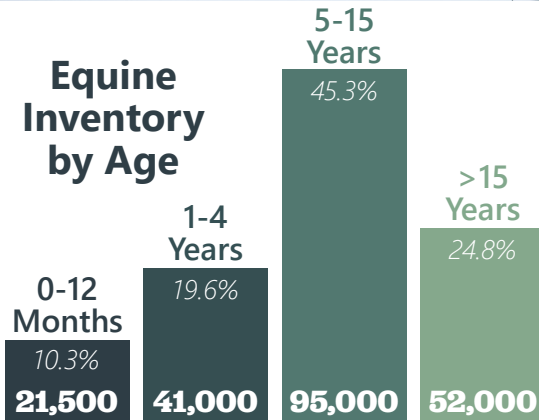


© Photo by: Marik Pearson / UK AgComm

Labor on Equine Operations



Equine Inventory by Age



Primary Uses of Kentucky's Equines

Trail riding/pleasure	62,500
Broodmares	33,500
Idle/not working	32,500
Competition/show	20,000
Yearlings, weanlings & foals	22,000
Racing	13,500
Work/transportation	11,500
Other activities	10,000
Stallions at stud	4,000

Kentucky Equine

Breed Population

Thoroughbreds	48,500
Quarter Horses	35,000
Walking Horses	28,500
Donkeys & Mules	13,500
American Saddlebreds	12,000
Mountain Horse Breeds	10,500
Standardbreds	9,200
Warmbloods	7,000
Pony Breeds	6,400
Miniature Horses	6,100
Paint Horses	5,500
Draft Horse Breeds	4,800
Arabian and Half-Arabians	4,200
Appaloosas	3,200
Morgans	1,800
Paso Finos	1,200
Hackney Ponies	900
Pintos (excludes Paint)	700
Others	10,500



Floyd County Fact Sheet

2022 KENTUCKY EQUINE SURVEY

This data comes from the 2022 Kentucky Equine Survey conducted by the National Agricultural Statistics Service (NASS), with support and assistance by the University of Kentucky College of Agriculture and the Kentucky Horse Council.

It is estimated that there are 500 horses in Floyd County, residing on 80 equine operations. The total value of Floyd County's equine and equine-related assets was \$2.15 million. Full details of the report may be found online at equine.ca.uky.edu/kyequinesurvey.

For the purposes of this study, an "equine operation" is defined as an address on which at least one horse, pony, donkey or mule resides. From this study, it was determined that an equine operation encompasses the large breeding farms, property on which equines are kept for personal use and other land with a primary use that may not be equine-related, such as a cattle operation or crop farm. It is estimated that there are a total of 31,000 equine operations throughout Kentucky. These equine operations accounted for a total of 4.3 million acres of land, of which 900,000 acres were devoted to equine-related activities.



Mark Pearson



Konor Copeland



Mark Pearson

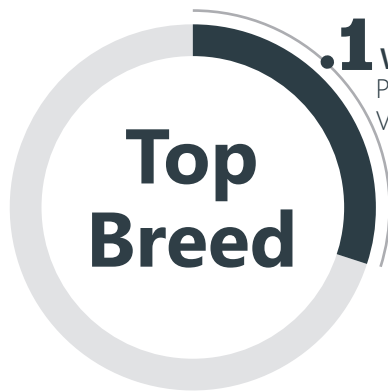


Abra Milenthal

Floyd County

Equine Facts

Total Equine Population:	500
Total Equine Operations:	80
Total Equine Acres:	1,700
Income from Services:	N/A
Number of Equine Sold:	N/A
Vallue of Equine Sold:	N/A



1 Walking Horses
Population of 150
Value of \$457,500

Top 2 Uses of Horses

- 1**
380 for Pleasure/Trail
- 2**
90 Idle



Kentucky State Fact Sheet

2022 KENTUCKY EQUINE SURVEY

Kentucky

Equine Facts

Total Equine Population:	209,500
Total Equine Operations:	31,000
Total Equine Acres:	900,000
Total Operating Expenditures:	\$1 billion
Capital Expenditures:	\$535 million
Income from Sales and Services:	\$2 billion
Value of Equine and Equine-Related Assets:	\$27.7 billion

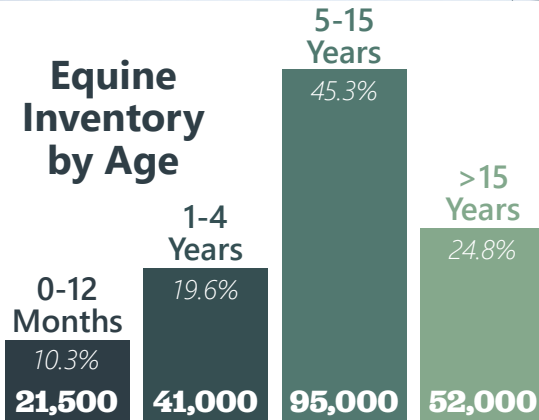


© Photo by: Marik Pearson / UK AgComm

Labor on Equine Operations



Equine Inventory by Age



Primary Uses of Kentucky's Equines

Trail riding/pleasure	62,500
Broodmares	33,500
Idle/not working	32,500
Competition/show	20,000
Yearlings, weanlings & foals	22,000
Racing	13,500
Work/transportation	11,500
Other activities	10,000
Stallions at stud	4,000

Kentucky Equine

Breed Population

Thoroughbreds	48,500
Quarter Horses	35,000
Walking Horses	28,500
Donkeys & Mules	13,500
American Saddlebreds	12,000
Mountain Horse Breeds	10,500
Standardbreds	9,200
Warmbloods	7,000
Pony Breeds	6,400
Miniature Horses	6,100
Paint Horses	5,500
Draft Horse Breeds	4,800
Arabian and Half-Arabians	4,200
Appaloosas	3,200
Morgans	1,800
Paso Finos	1,200
Hackney Ponies	900
Pintos (excludes Paint)	700
Others	10,500



Franklin County Fact Sheet

2022 KENTUCKY EQUINE SURVEY


This data comes from the 2022 Kentucky Equine Survey conducted by the National Agricultural Statistics Service (NASS), with support and assistance by the University of Kentucky College of Agriculture and the Kentucky Horse Council.

It is estimated that there are 1,400 horses in Franklin County, residing on 240 equine operations. The total value of Franklin County's equine and equine-related assets was \$22.11 million. Full details of the report may be found online at equine.ca.uky.edu/kyequinesurvey.

For the purposes of this study, an "equine operation" is defined as an address on which at least one horse, pony, donkey or mule resides. From this study, it was determined that an equine operation encompasses the large breeding farms, property on which equines are kept for personal use and other land with a primary use that may not be equine-related, such as a cattle operation or crop farm. It is estimated that there are a total of 31,000 equine operations throughout Kentucky. These equine operations accounted for a total of 4.3 million acres of land, of which 900,000 acres were devoted to equine-related activities.



Mark Pearson



Konor Copeland



Nathan Frisby




Abra Millenthal

Franklin County Equine Facts

Total Equine Population: 1,400
 Total Equine Operations: 240
 Total Equine Acres: 6,700
 Income From Services: \$3,500,000
 Number of Equine Sold: 150
 Value of Equine Sold: \$4,600,000



Top 5 Uses of Horses



Kentucky State Fact Sheet

2022 KENTUCKY EQUINE SURVEY

Kentucky

Equine Facts

Total Equine Population:	209,500
Total Equine Operations:	31,000
Total Equine Acres:	900,000
Total Operating Expenditures:	\$1 billion
Capital Expenditures:	\$535 million
Income from Sales and Services:	\$2 billion
Value of Equine and Equine-Related Assets:	\$27.7 billion

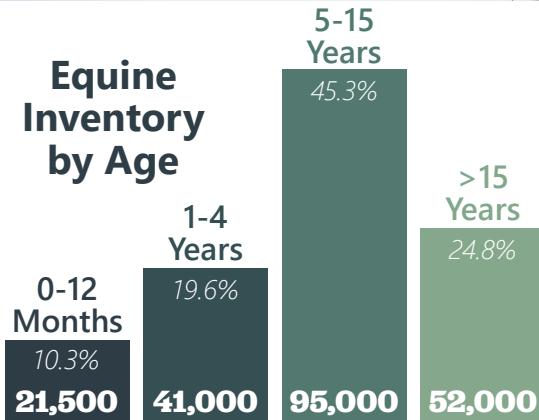


© Photo by: Marik Pearson / UK AgComm

Labor on Equine Operations



Equine Inventory by Age



Primary Uses of Kentucky's Equines

Trail riding/pleasure	62,500
Broodmares	33,500
Idle/not working	32,500
Competition/show	20,000
Yearlings, weanlings & foals	22,000
Racing	13,500
Work/transportation	11,500
Other activities	10,000
Stallions at stud	4,000

Kentucky Equine

Breed Population

Thoroughbreds	48,500
Quarter Horses	35,000
Walking Horses	28,500
Donkeys & Mules	13,500
American Saddlebreds	12,000
Mountain Horse Breeds	10,500
Standardbreds	9,200
Warmbloods	7,000
Pony Breeds	6,400
Miniature Horses	6,100
Paint Horses	5,500
Draft Horse Breeds	4,800
Arabian and Half-Arabians	4,200
Appaloosas	3,200
Morgans	1,800
Paso Finos	1,200
Hackney Ponies	900
Pintos (excludes Paint)	700
Others	10,500



Garrard County Fact Sheet

2022 KENTUCKY EQUINE SURVEY

This data comes from the 2022 Kentucky Equine Survey conducted by the National Agricultural Statistics Service (NASS), with support and assistance by the University of Kentucky College of Agriculture and the Kentucky Horse Council.

It is estimated that there are 1,400 horses in Garrard County, residing on 300 equine operations. The total value of Garrard County's equine and equine-related assets was \$10.79 million. Full details of the report may be found online at equine.ca.uky.edu/kyequinesurvey.

For the purposes of this study, an "equine operation" is defined as an address on which at least one horse, pony, donkey or mule resides. From this study, it was determined that an equine operation encompasses the large breeding farms, property on which equines are kept for personal use and other land with a primary use that may not be equine-related, such as a cattle operation or crop farm. It is estimated that there are a total of 31,000 equine operations throughout Kentucky. These equine operations accounted for a total of 4.3 million acres of land, of which 900,000 acres were devoted to equine-related activities.



Mark Pearson



Mark Pearson



Mark Pearson




Abra Milenthal

Garrard County Equine Facts

Total Equine Population: 1,400
 Total Equine Operations: 300
 Total Equine Acres: 5,800
 Income From Services: N/A
 Number of Equine Sold: 140
 Value of Equine Sold: \$440,000



Top 6 Uses of Horses



Kentucky State Fact Sheet

2022 KENTUCKY EQUINE SURVEY

Kentucky

Equine Facts

Total Equine Population:	209,500
Total Equine Operations:	31,000
Total Equine Acres:	900,000
Total Operating Expenditures:	\$1 billion
Capital Expenditures:	\$535 million
Income from Sales and Services:	\$2 billion
Value of Equine and Equine-Related Assets:	\$27.7 billion

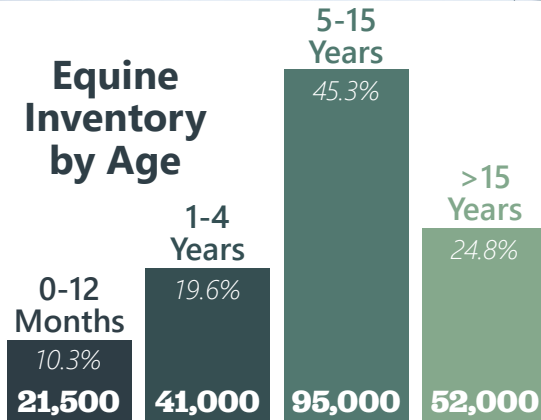


© Photo by: Marik Pearson / UK AgComm

Labor on Equine Operations



Equine Inventory by Age



Primary Uses of Kentucky's Equines

Trail riding/pleasure	62,500
Broodmares	33,500
Idle/not working	32,500
Competition/show	20,000
Yearlings, weanlings & foals	22,000
Racing	13,500
Work/transportation	11,500
Other activities	10,000
Stallions at stud	4,000

Kentucky Equine

Breed Population

Thoroughbreds	48,500
Quarter Horses	35,000
Walking Horses	28,500
Donkeys & Mules	13,500
American Saddlebreds	12,000
Mountain Horse Breeds	10,500
Standardbreds	9,200
Warmbloods	7,000
Pony Breeds	6,400
Miniature Horses	6,100
Paint Horses	5,500
Draft Horse Breeds	4,800
Arabian and Half-Arabians	4,200
Appaloosas	3,200
Morgans	1,800
Paso Finos	1,200
Hackney Ponies	900
Pintos (excludes Paint)	700
Others	10,500



Grant County Fact Sheet

2022 KENTUCKY EQUINE SURVEY

This data comes from the 2022 Kentucky Equine Survey conducted by the National Agricultural Statistics Service (NASS), with support and assistance by the University of Kentucky College of Agriculture and the Kentucky Horse Council.

It is estimated that there are 2,000 horses in Grant County, residing on 450 equine operations. The total value of Grant County's equine and equine-related assets was \$9.9 million. Full details of the report may be found online at equine.ca.uky.edu/kyequinesurvey.

For the purposes of this study, an "equine operation" is defined as an address on which at least one horse, pony, donkey or mule resides. From this study, it was determined that an equine operation encompasses the large breeding farms, property on which equines are kept for personal use and other land with a primary use that may not be equine-related, such as a cattle operation or crop farm. It is estimated that there are a total of 31,000 equine operations throughout Kentucky. These equine operations accounted for a total of 4.3 million acres of land, of which 900,000 acres were devoted to equine-related activities.



Mark Pearson



Mark Pearson



Mark Pearson




Abra Millenthal

Grant County Equine Facts

Total Equine Population: 2,000
 Total Equine Operations: 450
 Total Equine Acres: 13,500
 Income From Services: N/A
 Number of Equine Sold: 190
 Value of Equine Sold: \$550,000



Top 5 Uses of Horses



Kentucky State Fact Sheet

2022 KENTUCKY EQUINE SURVEY

Kentucky

Equine Facts

Total Equine Population:	209,500
Total Equine Operations:	31,000
Total Equine Acres:	900,000
Total Operating Expenditures:	\$1 billion
Capital Expenditures:	\$535 million
Income from Sales and Services:	\$2 billion
Value of Equine and Equine-Related Assets:	\$27.7 billion

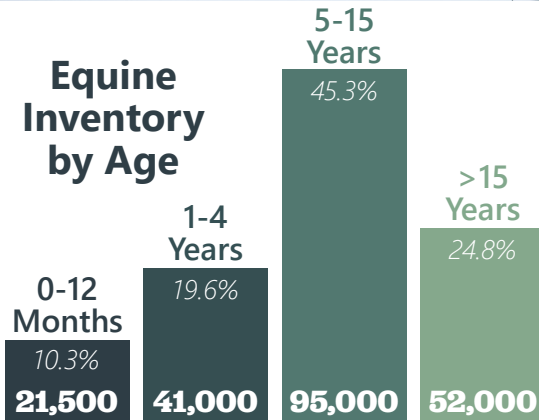


© Photo by: Marik Pearson / UK AgComm

Labor on Equine Operations



Equine Inventory by Age



Primary Uses of Kentucky's Equines

Trail riding/pleasure	62,500
Broodmares	33,500
Idle/not working	32,500
Competition/show	20,000
Yearlings, weanlings & foals	22,000
Racing	13,500
Work/transportation	11,500
Other activities	10,000
Stallions at stud	4,000

Kentucky Equine

Breed Population

Thoroughbreds	48,500
Quarter Horses	35,000
Walking Horses	28,500
Donkeys & Mules	13,500
American Saddlebreds	12,000
Mountain Horse Breeds	10,500
Standardbreds	9,200
Warmbloods	7,000
Pony Breeds	6,400
Miniature Horses	6,100
Paint Horses	5,500
Draft Horse Breeds	4,800
Arabian and Half-Arabians	4,200
Appaloosas	3,200
Morgans	1,800
Paso Finos	1,200
Hackney Ponies	900
Pintos (excludes Paint)	700
Others	10,500




Graves County Fact Sheet

2022 KENTUCKY EQUINE SURVEY

This data comes from the 2022 Kentucky Equine Survey conducted by the National Agricultural Statistics Service (NASS), with support and assistance by the University of Kentucky College of Agriculture and the Kentucky Horse Council.

It is estimated that there are 2,000 horses in Graves County, residing on 400 equine operations. The total value of Graves County's equine and equine-related assets was \$8.88 million. Full details of the report may be found online at equine.ca.uky.edu/kyequinesurvey.

For the purposes of this study, an "equine operation" is defined as an address on which at least one horse, pony, donkey or mule resides. From this study, it was determined that an equine operation encompasses the large breeding farms, property on which equines are kept for personal use and other land with a primary use that may not be equine-related, such as a cattle operation or crop farm. It is estimated that there are a total of 31,000 equine operations throughout Kentucky. These equine operations accounted for a total of 4.3 million acres of land, of which 900,000 acres were devoted to equine-related activities.



Mark Pearson



Mark Pearson



Mark Pearson




Abra Milenthal

Graves County Equine Facts

Total Equine Population:	2,000
Total Equine Operations:	400
Total Equine Acres:	6,100
Income From Services:	\$250,000
Number of Equine Sold:	N/A
Value of Equine Sold:	N/A



Top 5 Uses of Horses



Kentucky State Fact Sheet

2022 KENTUCKY EQUINE SURVEY

Kentucky

Equine Facts

Total Equine Population:	209,500
Total Equine Operations:	31,000
Total Equine Acres:	900,000
Total Operating Expenditures:	\$1 billion
Capital Expenditures:	\$535 million
Income from Sales and Services:	\$2 billion
Value of Equine and Equine-Related Assets:	\$27.7 billion

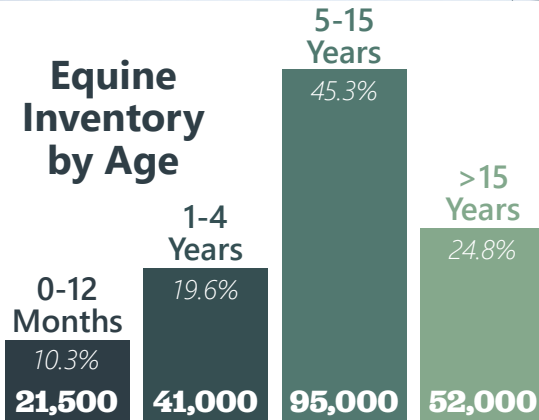


© Photo by: Marik Pearson / UK AgComm

Labor on Equine Operations



Equine Inventory by Age



Primary Uses of Kentucky's Equines

Trail riding/pleasure	62,500
Broodmares	33,500
Idle/not working	32,500
Competition/show	20,000
Yearlings, weanlings & foals	22,000
Racing	13,500
Work/transportation	11,500
Other activities	10,000
Stallions at stud	4,000

Kentucky Equine

Breed Population

Thoroughbreds	48,500
Quarter Horses	35,000
Walking Horses	28,500
Donkeys & Mules	13,500
American Saddlebreds	12,000
Mountain Horse Breeds	10,500
Standardbreds	9,200
Warmbloods	7,000
Pony Breeds	6,400
Miniature Horses	6,100
Paint Horses	5,500
Draft Horse Breeds	4,800
Arabian and Half-Arabians	4,200
Appaloosas	3,200
Morgans	1,800
Paso Finos	1,200
Hackney Ponies	900
Pintos (excludes Paint)	700
Others	10,500



Grayson County Fact Sheet

2022 KENTUCKY EQUINE SURVEY

This data comes from the 2022 Kentucky Equine Survey conducted by the National Agricultural Statistics Service (NASS), with support and assistance by the University of Kentucky College of Agriculture and the Kentucky Horse Council.

It is estimated that there are 2,200 horses in Grayson County, residing on 450 equine operations. The total value of Grayson County's equine and equine-related assets was \$6.52 million. Full details of the report may be found online at equine.ca.uky.edu/kyequinesurvey.

For the purposes of this study, an "equine operation" is defined as an address on which at least one horse, pony, donkey or mule resides. From this study, it was determined that an equine operation encompasses the large breeding farms, property on which equines are kept for personal use and other land with a primary use that may not be equine-related, such as a cattle operation or crop farm. It is estimated that there are a total of 31,000 equine operations throughout Kentucky. These equine operations accounted for a total of 4.3 million acres of land, of which 900,000 acres were devoted to equine-related activities.



Abra Milenthal



Sophia Schindler



Mark Pearson



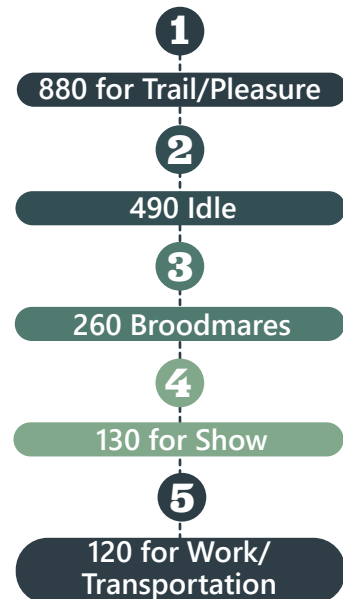
Nathan Frish

Grayson County Equine Facts

Total Equine Population: 2,200
 Total Equine Operations: 450
 Total Equine Acres: 85,000
 Income From Services: \$414,500,000
 Number of Equine Sold: 220
 Value of Equine Sold: ..\$440,000,000



Top 5 Uses of Horses



Kentucky State Fact Sheet

2022 KENTUCKY EQUINE SURVEY

Kentucky

Equine Facts

Total Equine Population:	209,500
Total Equine Operations:	31,000
Total Equine Acres:	900,000
Total Operating Expenditures:	\$1 billion
Capital Expenditures:	\$535 million
Income from Sales and Services:	\$2 billion
Value of Equine and Equine-Related Assets:	\$27.7 billion

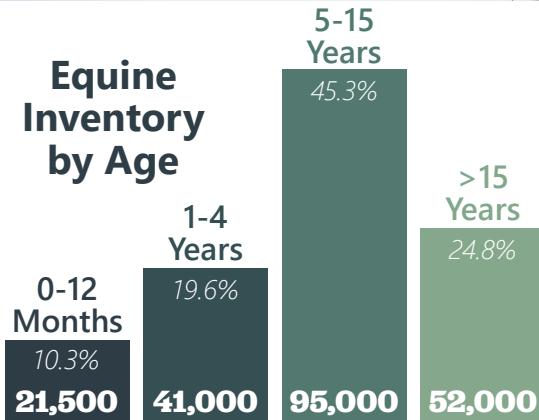


© Photo by: Marik Pearson / UK AgComm

Labor on Equine Operations



Equine Inventory by Age



Primary Uses of Kentucky's Equines

Trail riding/pleasure	62,500
Broodmares	33,500
Idle/not working	32,500
Competition/show	20,000
Yearlings, weanlings & foals	22,000
Racing	13,500
Work/transportation	11,500
Other activities	10,000
Stallions at stud	4,000

Kentucky Equine

Breed Population

Thoroughbreds	48,500
Quarter Horses	35,000
Walking Horses	28,500
Donkeys & Mules	13,500
American Saddlebreds	12,000
Mountain Horse Breeds	10,500
Standardbreds	9,200
Warmbloods	7,000
Pony Breeds	6,400
Miniature Horses	6,100
Paint Horses	5,500
Draft Horse Breeds	4,800
Arabian and Half-Arabians	4,200
Appaloosas	3,200
Morgans	1,800
Paso Finos	1,200
Hackney Ponies	900
Pintos (excludes Paint)	700
Others	10,500



Green County Fact Sheet

2022 KENTUCKY EQUINE SURVEY

This data comes from the 2022 Kentucky Equine Survey conducted by the National Agricultural Statistics Service (NASS), with support and assistance by the University of Kentucky College of Agriculture and the Kentucky Horse Council.

It is estimated that there are 850 horses in Green County, residing on 170 equine operations. The total value of Green County's equine and equine-related assets was \$3.18 million. Full details of the report may be found online at equine.ca.uky.edu/kyequinesurvey.

For the purposes of this study, an "equine operation" is defined as an address on which at least one horse, pony, donkey or mule resides. From this study, it was determined that an equine operation encompasses the large breeding farms, property on which equines are kept for personal use and other land with a primary use that may not be equine-related, such as a cattle operation or crop farm. It is estimated that there are a total of 31,000 equine operations throughout Kentucky. These equine operations accounted for a total of 4.3 million acres of land, of which 900,000 acres were devoted to equine-related activities.



Mark Pearson



Abra Milenthal



Mark Pearson



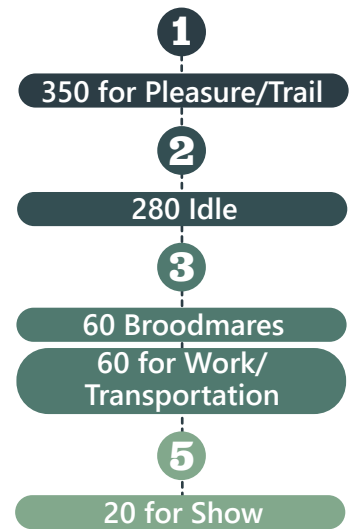
Mark Pearson

Green County Equine Facts

Total Equine Population:	850
Total Equine Operations:	170
Total Equine Acres:	3,000
Income From Services:	N/A
Number of Equine Sold:	90
Value of Equine Sold:	\$125,000



Top 5 Uses of Horses



Kentucky State Fact Sheet

2022 KENTUCKY EQUINE SURVEY

Kentucky

Equine Facts

Total Equine Population:	209,500
Total Equine Operations:	31,000
Total Equine Acres:	900,000
Total Operating Expenditures:	\$1 billion
Capital Expenditures:	\$535 million
Income from Sales and Services:	\$2 billion
Value of Equine and Equine-Related Assets:	\$27.7 billion



© Photo by: Marik Pearson / UK AgComm

Labor on Equine Operations



Equine Inventory by Age



Primary Uses of Kentucky's Equines

Trail riding/pleasure	62,500
Broodmares	33,500
Idle/not working	32,500
Competition/show	20,000
Yearlings, weanlings & foals	22,000
Racing	13,500
Work/transportation	11,500
Other activities	10,000
Stallions at stud	4,000

Kentucky Equine

Breed Population

Thoroughbreds	48,500
Quarter Horses	35,000
Walking Horses	28,500
Donkeys & Mules	13,500
American Saddlebreds	12,000
Mountain Horse Breeds	10,500
Standardbreds	9,200
Warmbloods	7,000
Pony Breeds	6,400
Miniature Horses	6,100
Paint Horses	5,500
Draft Horse Breeds	4,800
Arabian and Half-Arabians	4,200
Appaloosas	3,200
Morgans	1,800
Paso Finos	1,200
Hackney Ponies	900
Pintos (excludes Paint)	700
Others	10,500



Greenup County Fact

2022 KENTUCKY EQUINE SURVEY

This data comes from the 2022 Kentucky Equine Survey conducted by the National Agricultural Statistics Service (NASS), with support and assistance by the University of Kentucky College of Agriculture and the Kentucky Horse Council.

It is estimated that there are 1,200 horses in Greenup County, residing on 270 equine operations. The total value of Greenup County's equine and equine-related assets was \$5.65 million. Full details of the report may be found online at equine.ca.uky.edu/kyequinesurvey.

For the purposes of this study, an "equine operation" is defined as an address on which at least one horse, pony, donkey or mule resides. From this study, it was determined that an equine operation encompasses the large breeding farms, property on which equines are kept for personal use and other land with a primary use that may not be equine-related, such as a cattle operation or crop farm. It is estimated that there are a total of 31,000 equine operations throughout Kentucky. These equine operations accounted for a total of 4.3 million acres of land, of which 900,000 acres were devoted to equine-related activities.




Greenup County Equine Facts

Total Equine Population: 1,200
 Total Equine Operations: 270
 Total Equine Acres: 6,800
 Income From Services: \$325,000
 Number of Equine Sold: 120
 Value of Equine Sold: \$220,000



Top 5 Uses of Horses



Kentucky State Fact Sheet

2022 KENTUCKY EQUINE SURVEY

Kentucky

Equine Facts

Total Equine Population:	209,500
Total Equine Operations:	31,000
Total Equine Acres:	900,000
Total Operating Expenditures:	\$1 billion
Capital Expenditures:	\$535 million
Income from Sales and Services:	\$2 billion
Value of Equine and Equine-Related Assets:	\$27.7 billion

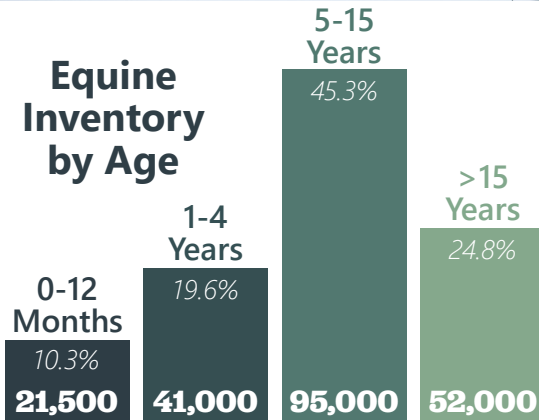


© Photo by: Marik Pearson / UK AgComm

Labor on Equine Operations



Equine Inventory by Age



Primary Uses of Kentucky's Equines

Trail riding/pleasure	62,500
Broodmares	33,500
Idle/not working	32,500
Competition/show	20,000
Yearlings, weanlings & foals	22,000
Racing	13,500
Work/transportation	11,500
Other activities	10,000
Stallions at stud	4,000

Kentucky Equine

Breed Population

Thoroughbreds	48,500
Quarter Horses	35,000
Walking Horses	28,500
Donkeys & Mules	13,500
American Saddlebreds	12,000
Mountain Horse Breeds	10,500
Standardbreds	9,200
Warmbloods	7,000
Pony Breeds	6,400
Miniature Horses	6,100
Paint Horses	5,500
Draft Horse Breeds	4,800
Arabian and Half-Arabians	4,200
Appaloosas	3,200
Morgans	1,800
Paso Finos	1,200
Hackney Ponies	900
Pintos (excludes Paint)	700
Others	10,500



Hancock County Fact Sheet

2022 KENTUCKY EQUINE SURVEY

This data comes from the 2022 Kentucky Equine Survey conducted by the National Agricultural Statistics Service (NASS), with support and assistance by the University of Kentucky College of Agriculture and the Kentucky Horse Council.

It is estimated that there are 550 horses in Hancock County, residing on 120 equine operations. The total value of Hancock County's equine and equine-related assets was \$2.01 million. Full details of the report may be found online at equine.ca.uky.edu/kyequinesurvey.

For the purposes of this study, an "equine operation" is defined as an address on which at least one horse, pony, donkey or mule resides. From this study, it was determined that an equine operation encompasses the large breeding farms, property on which equines are kept for personal use and other land with a primary use that may not be equine-related, such as a cattle operation or crop farm. It is estimated that there are a total of 31,000 equine operations throughout Kentucky. These equine operations accounted for a total of 4.3 million acres of land, of which 900,000 acres were devoted to equine-related activities.



Erin DesNoyers



Mark Pearson



Mark Pearson



Abra Milenthal

Hancock County

Equine Facts

Total Equine Population:	550
Total Equine Operations:	120
Total Equine Acres:	4,000
Income from Services:	N/A
Number of Equine Sold:	N/A
Vallue of Equine Sold:	N/A



1 Quarter Horses
Population of 150
Value of \$802,500

Top Use of Horses
1
320 for Pleasure/Trail



Kentucky State Fact Sheet

2022 KENTUCKY EQUINE SURVEY

Kentucky

Equine Facts

Total Equine Population:	209,500
Total Equine Operations:	31,000
Total Equine Acres:	900,000
Total Operating Expenditures:	\$1 billion
Capital Expenditures:	\$535 million
Income from Sales and Services:	\$2 billion
Value of Equine and Equine-Related Assets:	\$27.7 billion

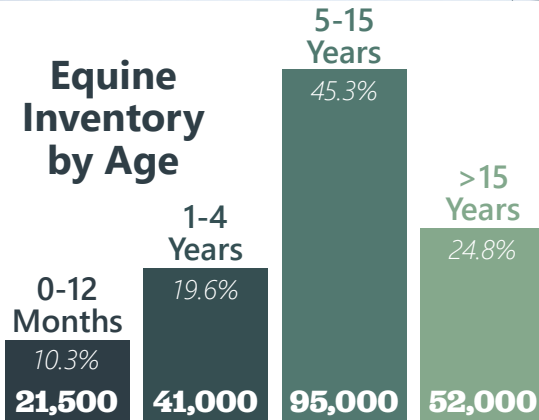


© Photo by: Marik Pearson / UK AgComm

Labor on Equine Operations



Equine Inventory by Age



Primary Uses of Kentucky's Equines

Trail riding/pleasure	62,500
Broodmares	33,500
Idle/not working	32,500
Competition/show	20,000
Yearlings, weanlings & foals	22,000
Racing	13,500
Work/transportation	11,500
Other activities	10,000
Stallions at stud	4,000

Kentucky Equine

Breed Population

Thoroughbreds	48,500
Quarter Horses	35,000
Walking Horses	28,500
Donkeys & Mules	13,500
American Saddlebreds	12,000
Mountain Horse Breeds	10,500
Standardbreds	9,200
Warmbloods	7,000
Pony Breeds	6,400
Miniature Horses	6,100
Paint Horses	5,500
Draft Horse Breeds	4,800
Arabian and Half-Arabians	4,200
Appaloosas	3,200
Morgans	1,800
Paso Finos	1,200
Hackney Ponies	900
Pintos (excludes Paint)	700
Others	10,500



Hardin County Fact Sheet

2022 KENTUCKY EQUINE SURVEY

This data comes from the 2022 Kentucky Equine Survey conducted by the National Agricultural Statistics Service (NASS), with support and assistance by the University of Kentucky College of Agriculture and the Kentucky Horse Council.

It is estimated that there are 3,100 horses in Hardin County, residing on 500 equine operations. The total value of Hardin County's equine and equine-related assets was \$29.43 million. Full details of the report may be found online at equine.ca.uky.edu/kyequinesurvey.

For the purposes of this study, an "equine operation" is defined as an address on which at least one horse, pony, donkey or mule resides. From this study, it was determined that an equine operation encompasses the large breeding farms, property on which equines are kept for personal use and other land with a primary use that may not be equine-related, such as a cattle operation or crop farm. It is estimated that there are a total of 31,000 equine operations throughout Kentucky. These equine operations accounted for a total of 4.3 million acres of land, of which 900,000 acres were devoted to equine-related activities.



Abra Milenthal



Konor Copeland



Mark Pearson



Mark Pearson

Hardin County Equine Facts


Total Equine Population: 3,100
 Total Equine Operations: 500
 Total Equine Acres: 8,500
 Income From Services: \$3,750,000
 Number of Equine Sold: 300
 Value of Equine Sold: \$4,500,000

Hardin County Ranking

#10 in Equine Operation Income



Top 5 Uses of Horses



Kentucky State Fact Sheet

2022 KENTUCKY EQUINE SURVEY

Kentucky

Equine Facts

Total Equine Population:	209,500
Total Equine Operations:	31,000
Total Equine Acres:	900,000
Total Operating Expenditures:	\$1 billion
Capital Expenditures:	\$535 million
Income from Sales and Services:	\$2 billion
Value of Equine and Equine-Related Assets:	\$27.7 billion

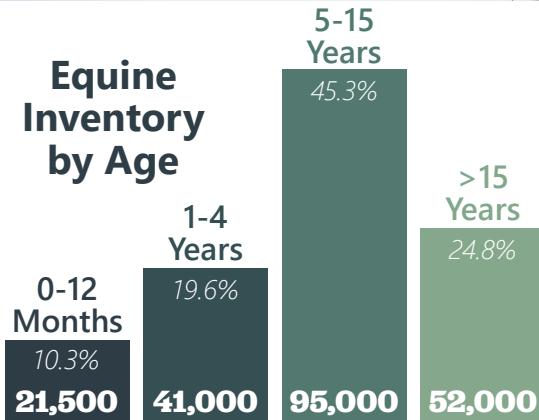


© Photo by: Marik Pearson / UK AgComm

Labor on Equine Operations



Equine Inventory by Age



Primary Uses of Kentucky's Equines

Trail riding/pleasure	62,500
Broodmares	33,500
Idle/not working	32,500
Competition/show	20,000
Yearlings, weanlings & foals	22,000
Racing	13,500
Work/transportation	11,500
Other activities	10,000
Stallions at stud	4,000

Kentucky Equine

Breed Population

Thoroughbreds	48,500
Quarter Horses	35,000
Walking Horses	28,500
Donkeys & Mules	13,500
American Saddlebreds	12,000
Mountain Horse Breeds	10,500
Standardbreds	9,200
Warmbloods	7,000
Pony Breeds	6,400
Miniature Horses	6,100
Paint Horses	5,500
Draft Horse Breeds	4,800
Arabian and Half-Arabians	4,200
Appaloosas	3,200
Morgans	1,800
Paso Finos	1,200
Hackney Ponies	900
Pintos (excludes Paint)	700
Others	10,500



Harrison County Fact Sheet

2022 KENTUCKY EQUINE SURVEY

This data comes from the 2022 Kentucky Equine Survey conducted by the National Agricultural Statistics Service (NASS), with support and assistance by the University of Kentucky College of Agriculture and the Kentucky Horse Council.

It is estimated that there are 2,800 horses in Harrison County, residing on 350 equine operations. The total value of Harrison County's equine and equine-related assets was \$15.29 million. Full details of the report may be found online at equine.ca.uky.edu/kyequinesurvey.

For the purposes of this study, an "equine operation" is defined as an address on which at least one horse, pony, donkey or mule resides. From this study, it was determined that an equine operation encompasses the large breeding farms, property on which equines are kept for personal use and other land with a primary use that may not be equine-related, such as a cattle operation or crop farm. It is estimated that there are a total of 31,000 equine operations throughout Kentucky. These equine operations accounted for a total of 4.3 million acres of land, of which 900,000 acres were devoted to equine-related activities.




Harrison County Equine Facts

Total Equine Population: 2,800
 Total Equine Operations: 350
 Total Equine Acres: 12,000
 Income From Services: \$1,075,000
 Number of Equine Sold: 270
 Value of Equine Sold: \$3,000,000



Top 5 Uses of Horses



Kentucky State Fact Sheet

2022 KENTUCKY EQUINE SURVEY

Kentucky

Equine Facts

Total Equine Population:	209,500
Total Equine Operations:	31,000
Total Equine Acres:	900,000
Total Operating Expenditures:	\$1 billion
Capital Expenditures:	\$535 million
Income from Sales and Services:	\$2 billion
Value of Equine and Equine-Related Assets:	\$27.7 billion



© Photo by: Marik Pearson / UK AgComm

Labor on Equine Operations



Equine Inventory by Age



Primary Uses of Kentucky's Equines

Trail riding/pleasure	62,500
Broodmares	33,500
Idle/not working	32,500
Competition/show	20,000
Yearlings, weanlings & foals	22,000
Racing	13,500
Work/transportation	11,500
Other activities	10,000
Stallions at stud	4,000

Kentucky Equine

Breed Population

Thoroughbreds	48,500
Quarter Horses	35,000
Walking Horses	28,500
Donkeys & Mules	13,500
American Saddlebreds	12,000
Mountain Horse Breeds	10,500
Standardbreds	9,200
Warmbloods	7,000
Pony Breeds	6,400
Miniature Horses	6,100
Paint Horses	5,500
Draft Horse Breeds	4,800
Arabian and Half-Arabians	4,200
Appaloosas	3,200
Morgans	1,800
Paso Finos	1,200
Hackney Ponies	900
Pintos (excludes Paint)	700
Others	10,500



Hart County Fact Sheet

2022 KENTUCKY EQUINE SURVEY

This data comes from the 2022 Kentucky Equine Survey conducted by the National Agricultural Statistics Service (NASS), with support and assistance by the University of Kentucky College of Agriculture and the Kentucky Horse Council.

It is estimated that there are 3,000 horses in Hart County, residing on 650 equine operations. The total value of Hart County's equine and equine-related assets was \$19.74 million. Full details of the report may be found online at equine.ca.uky.edu/kyequinesurvey.

For the purposes of this study, an "equine operation" is defined as an address on which at least one horse, pony, donkey or mule resides. From this study, it was determined that an equine operation encompasses the large breeding farms, property on which equines are kept for personal use and other land with a primary use that may not be equine-related, such as a cattle operation or crop farm. It is estimated that there are a total of 31,000 equine operations throughout Kentucky. These equine operations accounted for a total of 4.3 million acres of land, of which 900,000 acres were devoted to equine-related activities.




Abra Milenthal



Mark Pearson



Sophia Schirmer



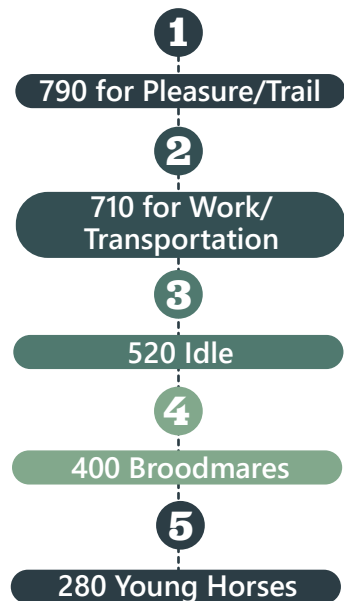
Konor Copeland

Hart County Equine Facts

Total Equine Population: 3,000
 Total Equine Operations: 650
 Total Equine Acres: 14,000
 Income From Services: \$720,000
 Number of Equine Sold: 660
 Value of Equine Sold: \$5,500,000



Top 5 Uses of Horses



Hart County Rankings

#4 in Equine Operations
 #5 in Equine Sold
 #10 in Equine Acres



Kentucky State Fact Sheet

2022 KENTUCKY EQUINE SURVEY

Kentucky

Equine Facts

Total Equine Population:	209,500
Total Equine Operations:	31,000
Total Equine Acres:	900,000
Total Operating Expenditures:	\$1 billion
Capital Expenditures:	\$535 million
Income from Sales and Services:	\$2 billion
Value of Equine and Equine-Related Assets:	\$27.7 billion

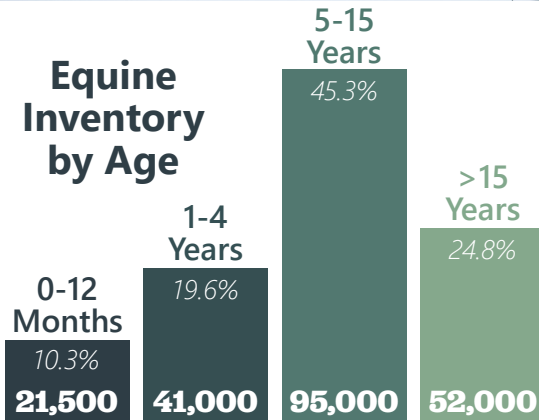


© Photo by: Marik Pearson / UK AgComm

Labor on Equine Operations



Equine Inventory by Age



Primary Uses of Kentucky's Equines

Trail riding/pleasure	62,500
Broodmares	33,500
Idle/not working	32,500
Competition/show	20,000
Yearlings, weanlings & foals	22,000
Racing	13,500
Work/transportation	11,500
Other activities	10,000
Stallions at stud	4,000

Kentucky Equine

Breed Population

Thoroughbreds	48,500
Quarter Horses	35,000
Walking Horses	28,500
Donkeys & Mules	13,500
American Saddlebreds	12,000
Mountain Horse Breeds	10,500
Standardbreds	9,200
Warmbloods	7,000
Pony Breeds	6,400
Miniature Horses	6,100
Paint Horses	5,500
Draft Horse Breeds	4,800
Arabian and Half-Arabians	4,200
Appaloosas	3,200
Morgans	1,800
Paso Finos	1,200
Hackney Ponies	900
Pintos (excludes Paint)	700
Others	10,500



Henderson County Fact Sheet

2022 KENTUCKY EQUINE SURVEY

This data comes from the 2022 Kentucky Equine Survey conducted by the National Agricultural Statistics Service (NASS), with support and assistance by the University of Kentucky College of Agriculture and the Kentucky Horse Council.

It is estimated that there are 1,000 horses in Henderson County, residing on 160 equine operations. The total value of Henderson County's equine and equine-related assets was \$9.96 million. Full details of the report may be found online at equine.ca.uky.edu/kyequinesurvey.


For the purposes of this study, an "equine operation" is defined as an address on which at least one horse, pony, donkey or mule resides. From this study, it was determined that an equine operation encompasses the large breeding farms, property on which equines are kept for personal use and other land with a primary use that may not be equine-related, such as a cattle operation or crop farm. It is estimated that there are a total of 31,000 equine operations throughout Kentucky. These equine operations accounted for a total of 4.3 million acres of land, of which 900,000 acres were devoted to equine-related activities.



Nathan Frisby



Mark Pearson



Mark Pearson




Abra Milenthal

Henderson County Equine Facts

Total Equine Population: 1,000
 Total Equine Operations: 160
 Total Equine Acres: 2,700
 Income From Services: \$3,250,000
 Number of Equine Sold: N/A
 Value of Equine Sold: N/A



Top 3 Uses of Horses



Kentucky State Fact Sheet

2022 KENTUCKY EQUINE SURVEY

Kentucky

Equine Facts

Total Equine Population:	209,500
Total Equine Operations:	31,000
Total Equine Acres:	900,000
Total Operating Expenditures:	\$1 billion
Capital Expenditures:	\$535 million
Income from Sales and Services:	\$2 billion
Value of Equine and Equine-Related Assets:	\$27.7 billion

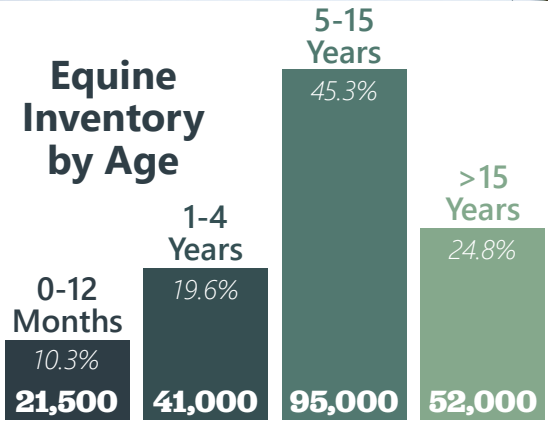


© Photo by: Marik Pearson / UK AgComm

Labor on Equine Operations



Equine Inventory by Age



Primary Uses of Kentucky's Equines

Trail riding/pleasure	62,500
Broodmares	33,500
Idle/not working	32,500
Competition/show	20,000
Yearlings, weanlings & foals	22,000
Racing	13,500
Work/transportation	11,500
Other activities	10,000
Stallions at stud	4,000

Kentucky Equine

Breed Population

Thoroughbreds	48,500
Quarter Horses	35,000
Walking Horses	28,500
Donkeys & Mules	13,500
American Saddlebreds	12,000
Mountain Horse Breeds	10,500
Standardbreds	9,200
Warmbloods	7,000
Pony Breeds	6,400
Miniature Horses	6,100
Paint Horses	5,500
Draft Horse Breeds	4,800
Arabian and Half-Arabians	4,200
Appaloosas	3,200
Morgans	1,800
Paso Finos	1,200
Hackney Ponies	900
Pintos (excludes Paint)	700
Others	10,500



Henry County Fact Sheet

2022 KENTUCKY EQUINE SURVEY

This data comes from the 2022 Kentucky Equine Survey conducted by the National Agricultural Statistics Service (NASS), with support and assistance by the University of Kentucky College of Agriculture and the Kentucky Horse Council.

It is estimated that there are 2,100 horses in Henry County, residing on 320 equine operations. The total value of Henry County's equine and equine-related assets was \$28.36 million. Full details of the report may be found online at equine.ca.uky.edu/kyequinesurvey.

For the purposes of this study, an "equine operation" is defined as an address on which at least one horse, pony, donkey or mule resides. From this study, it was determined that an equine operation encompasses the large breeding farms, property on which equines are kept for personal use and other land with a primary use that may not be equine-related, such as a cattle operation or crop farm. It is estimated that there are a total of 31,000 equine operations throughout Kentucky. These equine operations accounted for a total of 4.3 million acres of land, of which 900,000 acres were devoted to equine-related activities.



Abra Milenthal



Mark Pearson



Mark Pearson




Mark Pearson

Henry County Equine Facts

Total Equine Population: 2,100
 Total Equine Operations: 320
 Total Equine Acres: 7,400
 Income From Services: \$750,000
 Number of Equine Sold: 260
 Value of Equine Sold: \$1,250,000



Top 5 Uses of Horses



Kentucky State Fact Sheet

2022 KENTUCKY EQUINE SURVEY

Kentucky

Equine Facts

Total Equine Population:	209,500
Total Equine Operations:	31,000
Total Equine Acres:	900,000
Total Operating Expenditures:	\$1 billion
Capital Expenditures:	\$535 million
Income from Sales and Services:	\$2 billion
Value of Equine and Equine-Related Assets:	\$27.7 billion

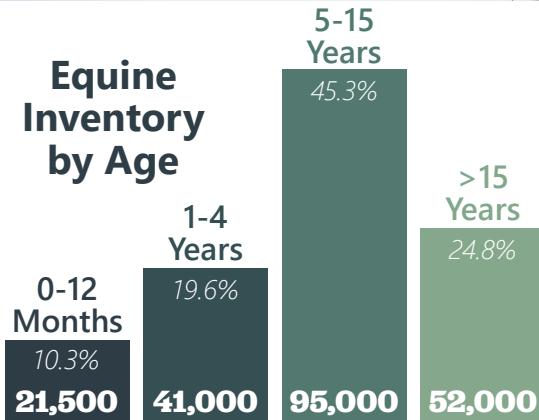


© Photo by: Marik Pearson / UK AgComm

Labor on Equine Operations



Equine Inventory by Age



Primary Uses of Kentucky's Equines

Trail riding/pleasure	62,500
Broodmares	33,500
Idle/not working	32,500
Competition/show	20,000
Yearlings, weanlings & foals	22,000
Racing	13,500
Work/transportation	11,500
Other activities	10,000
Stallions at stud	4,000

Kentucky Equine

Breed Population

Thoroughbreds	48,500
Quarter Horses	35,000
Walking Horses	28,500
Donkeys & Mules	13,500
American Saddlebreds	12,000
Mountain Horse Breeds	10,500
Standardbreds	9,200
Warmbloods	7,000
Pony Breeds	6,400
Miniature Horses	6,100
Paint Horses	5,500
Draft Horse Breeds	4,800
Arabian and Half-Arabians	4,200
Appaloosas	3,200
Morgans	1,800
Paso Finos	1,200
Hackney Ponies	900
Pintos (excludes Paint)	700
Others	10,500



Hopkins County Fact Sheet

2022 KENTUCKY EQUINE SURVEY

This data comes from the 2022 Kentucky Equine Survey conducted by the National Agricultural Statistics Service (NASS), with support and assistance by the University of Kentucky College of Agriculture and the Kentucky Horse Council.

It is estimated that there are 1,300 horses in Hopkins County, residing on 220 equine operations. The total value of Hopkins County's equine and equine-related assets was \$6.84 million. Full details of the report may be found online at equine.ca.uky.edu/kyequinesurvey.

For the purposes of this study, an "equine operation" is defined as an address on which at least one horse, pony, donkey or mule resides. From this study, it was determined that an equine operation encompasses the large breeding farms, property on which equines are kept for personal use and other land with a primary use that may not be equine-related, such as a cattle operation or crop farm. It is estimated that there are a total of 31,000 equine operations throughout Kentucky. These equine operations accounted for a total of 4.3 million acres of land, of which 900,000 acres were devoted to equine-related activities.



Abra Milenthal



Sophia Schindler



Mark Pearson



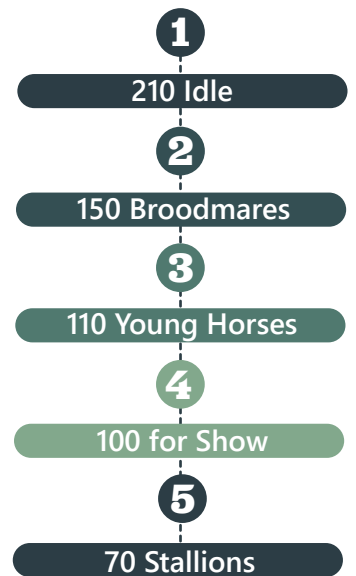
Mark Pearson

Hopkins County Equine Facts

Total Equine Population: 1,300
 Total Equine Operations: 220
 Total Equine Acres: 7,500
 Income From Services: N/A
 Number of Equine Sold: 160
 Value of Equine Sold: \$675,000



Top 5 Uses of Horses



Kentucky State Fact Sheet

2022 KENTUCKY EQUINE SURVEY

Kentucky

Equine Facts

Total Equine Population:	209,500
Total Equine Operations:	31,000
Total Equine Acres:	900,000
Total Operating Expenditures:	\$1 billion
Capital Expenditures:	\$535 million
Income from Sales and Services:	\$2 billion
Value of Equine and Equine-Related Assets:	\$27.7 billion



© Photo by: Marik Pearson / UK AgComm

Labor on Equine Operations



Equine Inventory by Age



Primary Uses of Kentucky's Equines

Trail riding/pleasure	62,500
Broodmares	33,500
Idle/not working	32,500
Competition/show	20,000
Yearlings, weanlings & foals	22,000
Racing	13,500
Work/transportation	11,500
Other activities	10,000
Stallions at stud	4,000

Kentucky Equine

Breed Population

Thoroughbreds	48,500
Quarter Horses	35,000
Walking Horses	28,500
Donkeys & Mules	13,500
American Saddlebreds	12,000
Mountain Horse Breeds	10,500
Standardbreds	9,200
Warmbloods	7,000
Pony Breeds	6,400
Miniature Horses	6,100
Paint Horses	5,500
Draft Horse Breeds	4,800
Arabian and Half-Arabians	4,200
Appaloosas	3,200
Morgans	1,800
Paso Finos	1,200
Hackney Ponies	900
Pintos (excludes Paint)	700
Others	10,500



Jackson County Fact Sheet

2022 KENTUCKY EQUINE SURVEY

This data comes from the 2022 Kentucky Equine Survey conducted by the National Agricultural Statistics Service (NASS), with support and assistance by the University of Kentucky College of Agriculture and the Kentucky Horse Council.

It is estimated that there are 1,100 horses in Jackson County, residing on 210 equine operations. The total value of Jackson County's equine and equine-related assets was \$4.21 million. Full details of the report may be found online at equine.ca.uky.edu/kyequinesurvey.

For the purposes of this study, an "equine operation" is defined as an address on which at least one horse, pony, donkey or mule resides. From this study, it was determined that an equine operation encompasses the large breeding farms, property on which equines are kept for personal use and other land with a primary use that may not be equine-related, such as a cattle operation or crop farm. It is estimated that there are a total of 31,000 equine operations throughout Kentucky. These equine operations accounted for a total of 4.3 million acres of land, of which 900,000 acres were devoted to equine-related activities.




Mark Pearson



Mark Pearson



Sophia Schindler



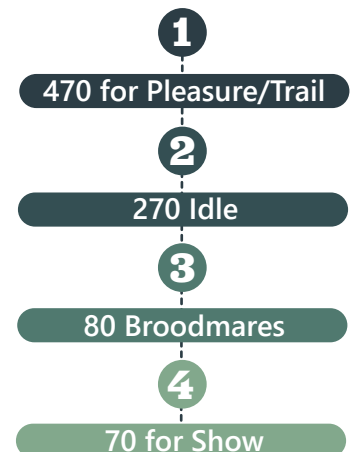
Konor Copeland

Jackson County Equine Facts

Total Equine Population: 1,100
 Total Equine Operations: 210
 Total Equine Acres: 6,100
 Income From Services: N/A
 Number of Equine Sold: 200
 Value of Equine Sold: \$520,000



Top 4 Uses of Horses



Kentucky State Fact Sheet

2022 KENTUCKY EQUINE SURVEY

Kentucky

Equine Facts

Total Equine Population:	209,500
Total Equine Operations:	31,000
Total Equine Acres:	900,000
Total Operating Expenditures:	\$1 billion
Capital Expenditures:	\$535 million
Income from Sales and Services:	\$2 billion
Value of Equine and Equine-Related Assets:	\$27.7 billion

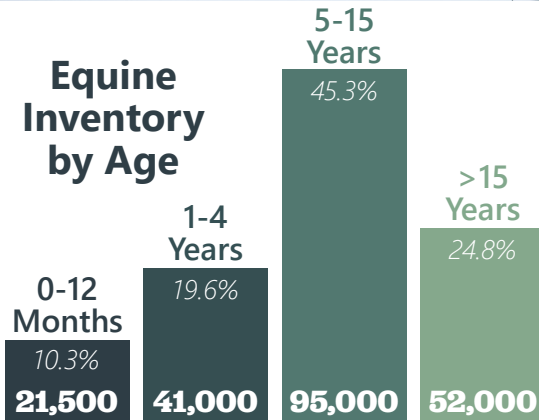


© Photo by: Marik Pearson / UK AgComm

Labor on Equine Operations



Equine Inventory by Age



Primary Uses of Kentucky's Equines

Trail riding/pleasure	62,500
Broodmares	33,500
Idle/not working	32,500
Competition/show	20,000
Yearlings, weanlings & foals	22,000
Racing	13,500
Work/transportation	11,500
Other activities	10,000
Stallions at stud	4,000

Kentucky Equine

Breed Population

Thoroughbreds	48,500
Quarter Horses	35,000
Walking Horses	28,500
Donkeys & Mules	13,500
American Saddlebreds	12,000
Mountain Horse Breeds	10,500
Standardbreds	9,200
Warmbloods	7,000
Pony Breeds	6,400
Miniature Horses	6,100
Paint Horses	5,500
Draft Horse Breeds	4,800
Arabian and Half-Arabians	4,200
Appaloosas	3,200
Morgans	1,800
Paso Finos	1,200
Hackney Ponies	900
Pintos (excludes Paint)	700
Others	10,500



Jefferson County Fact Sheet

2022 KENTUCKY EQUINE SURVEY

This data comes from the 2022 Kentucky Equine Survey conducted by the National Agricultural Statistics Service (NASS), with support and assistance by the University of Kentucky College of Agriculture and the Kentucky Horse Council.

It is estimated that there are 4,800 horses in Jefferson County, residing on 550 equine operations. The total value of Jefferson County's equine and equine-related assets was \$122.89 million. Full details of the report may be found online at equine.ca.uky.edu/kyequinesurvey.

For the purposes of this study, an "equine operation" is defined as an address on which at least one horse, pony, donkey or mule resides. From this study, it was determined that an equine operation encompasses the large breeding farms, property on which equines are kept for personal use and other land with a primary use that may not be equine-related, such as a cattle operation or crop farm. It is estimated that there are a total of 31,000 equine operations throughout Kentucky. These equine operations accounted for a total of 4.3 million acres of land, of which 900,000 acres were devoted to equine-related activities.



Abra Milenthal



Mark Pearson



Mark Pearson



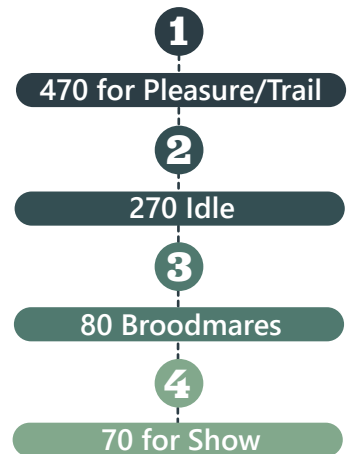
Mark Pearson

Jefferson County Equine Facts

Total Equine Population:..... 4,800
 Total Equine Operations: 550
 Total Equine Acres: N/A
 Income From Services: N/A
 Number of Equine Sold: 400
 Value of Equine Sold: \$8,750,000



Top 4 Uses of Horses



Jefferson County Rankings

#6 in Equine Population

#8 in Equine Value

#9 in Equine Operations



Kentucky State Fact Sheet

2022 KENTUCKY EQUINE SURVEY

Kentucky

Equine Facts

Total Equine Population:	209,500
Total Equine Operations:	31,000
Total Equine Acres:	900,000
Total Operating Expenditures:	\$1 billion
Capital Expenditures:	\$535 million
Income from Sales and Services:	\$2 billion
Value of Equine and Equine-Related Assets:	\$27.7 billion

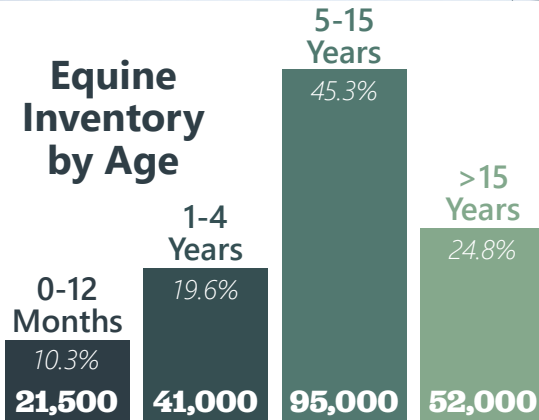


© Photo by: Marik Pearson / UK AgComm

Labor on Equine Operations



Equine Inventory by Age



Primary Uses of Kentucky's Equines

Trail riding/pleasure	62,500
Broodmares	33,500
Idle/not working	32,500
Competition/show	20,000
Yearlings, weanlings & foals	22,000
Racing	13,500
Work/transportation	11,500
Other activities	10,000
Stallions at stud	4,000

Kentucky Equine

Breed Population

Thoroughbreds	48,500
Quarter Horses	35,000
Walking Horses	28,500
Donkeys & Mules	13,500
American Saddlebreds	12,000
Mountain Horse Breeds	10,500
Standardbreds	9,200
Warmbloods	7,000
Pony Breeds	6,400
Miniature Horses	6,100
Paint Horses	5,500
Draft Horse Breeds	4,800
Arabian and Half-Arabians	4,200
Appaloosas	3,200
Morgans	1,800
Paso Finos	1,200
Hackney Ponies	900
Pintos (excludes Paint)	700
Others	10,500



Jessamine County Fact Sheet

2022 KENTUCKY EQUINE SURVEY

This data comes from the 2022 Kentucky Equine Survey conducted by the National Agricultural Statistics Service (NASS), with support and assistance by the University of Kentucky College of Agriculture and the Kentucky Horse Council.

It is estimated that there are 4,500 horses in Jessamine County, residing on 450 equine operations. The total value of Jessamine County's equine and equine-related assets was \$308.1 million. Full details of the report may be found online at equine.ca.uky.edu/kyequinesurvey.

For the purposes of this study, an "equine operation" is defined as an address on which at least one horse, pony, donkey or mule resides. From this study, it was determined that an equine operation encompasses the large breeding farms, property on which equines are kept for personal use and other land with a primary use that may not be equine-related, such as a cattle operation or crop farm. It is estimated that there are a total of 31,000 equine operations throughout Kentucky. These equine operations accounted for a total of 4.3 million acres of land, of which 900,000 acres were devoted to equine-related activities.



Mark Pearson



Mark Pearson



Abra Milenthal



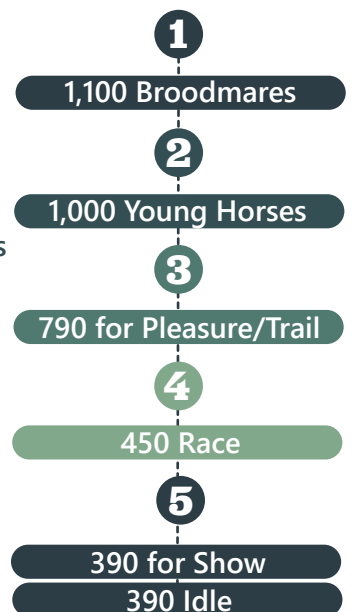
Nathan Frisby

Jessamine County Equine Facts

Total Equine Population: 4,500
 Total Equine Operations: 450
 Total Equine Acres: 15,000
 Income From Services: ..\$44,500,000
 Number of Equine Sold: N/A
 Value of Equine Sold: N/A



Top 6 Uses of Horses



Jessamine County Rankings

- #4 in Operation Income
- #5 in Equine Value
- #7 in Equine Population
- #9 in Equine Acres



Kentucky State Fact Sheet

2022 KENTUCKY EQUINE SURVEY

Kentucky

Equine Facts

Total Equine Population:	209,500
Total Equine Operations:	31,000
Total Equine Acres:	900,000
Total Operating Expenditures:	\$1 billion
Capital Expenditures:	\$535 million
Income from Sales and Services:	\$2 billion
Value of Equine and Equine-Related Assets:	\$27.7 billion

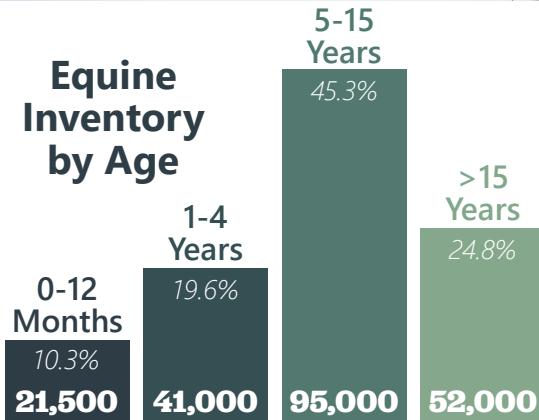


© Photo by: Marik Pearson / UK AgComm

Labor on Equine Operations



Equine Inventory by Age



Primary Uses of Kentucky's Equines

Trail riding/pleasure	62,500
Broodmares	33,500
Idle/not working	32,500
Competition/show	20,000
Yearlings, weanlings & foals	22,000
Racing	13,500
Work/transportation	11,500
Other activities	10,000
Stallions at stud	4,000

Kentucky Equine

Breed Population

Thoroughbreds	48,500
Quarter Horses	35,000
Walking Horses	28,500
Donkeys & Mules	13,500
American Saddlebreds	12,000
Mountain Horse Breeds	10,500
Standardbreds	9,200
Warmbloods	7,000
Pony Breeds	6,400
Miniature Horses	6,100
Paint Horses	5,500
Draft Horse Breeds	4,800
Arabian and Half-Arabians	4,200
Appaloosas	3,200
Morgans	1,800
Paso Finos	1,200
Hackney Ponies	900
Pintos (excludes Paint)	700
Others	10,500



Johnson County Fact Sheet

2022 KENTUCKY EQUINE SURVEY

This data comes from the 2022 Kentucky Equine Survey conducted by the National Agricultural Statistics Service (NASS), with support and assistance by the University of Kentucky College of Agriculture and the Kentucky Horse Council.

It is estimated that there are 450 horses in Johnson County, residing on 110 equine operations. The total value of Johnson County's equine and equine-related assets was \$2.55 million. Full details of the report may be found online at equine.ca.uky.edu/kyequinesurvey.

For the purposes of this study, an "equine operation" is defined as an address on which at least one horse, pony, donkey or mule resides. From this study, it was determined that an equine operation encompasses the large breeding farms, property on which equines are kept for personal use and other land with a primary use that may not be equine-related, such as a cattle operation or crop farm. It is estimated that there are a total of 31,000 equine operations throughout Kentucky. These equine operations accounted for a total of 4.3 million acres of land, of which 900,000 acres were devoted to equine-related activities.



Erin DesNoyers



Mark Pearson



Mark Pearson



Abra Mienthal

Johnson County

Equine Facts

Total Equine Population:	450
Total Equine Operations:	110
Total Equine Acres:	3,500
Income from Services:	N/A
Number of Equine Sold:	N/A
Vallue of Equine Sold:	N/A



1 Mountain Horses
Population of 150
Value of \$682,500

Top 2 Uses of Horses

- 120 for Pleasure/Trail**
- 50 Idle**



Kentucky State Fact Sheet

2022 KENTUCKY EQUINE SURVEY

Kentucky

Equine Facts

Total Equine Population:	209,500
Total Equine Operations:	31,000
Total Equine Acres:	900,000
Total Operating Expenditures:	\$1 billion
Capital Expenditures:	\$535 million
Income from Sales and Services:	\$2 billion
Value of Equine and Equine-Related Assets:	\$27.7 billion



© Photo by: Marik Pearson / UK AgComm

Labor on Equine Operations



Equine Inventory by Age



Primary Uses of Kentucky's Equines

Trail riding/pleasure	62,500
Broodmares	33,500
Idle/not working	32,500
Competition/show	20,000
Yearlings, weanlings & foals	22,000
Racing	13,500
Work/transportation	11,500
Other activities	10,000
Stallions at stud	4,000

Kentucky Equine

Breed Population

Thoroughbreds	48,500
Quarter Horses	35,000
Walking Horses	28,500
Donkeys & Mules	13,500
American Saddlebreds	12,000
Mountain Horse Breeds	10,500
Standardbreds	9,200
Warmbloods	7,000
Pony Breeds	6,400
Miniature Horses	6,100
Paint Horses	5,500
Draft Horse Breeds	4,800
Arabian and Half-Arabians	4,200
Appaloosas	3,200
Morgans	1,800
Paso Finos	1,200
Hackney Ponies	900
Pintos (excludes Paint)	700
Others	10,500



Kenton County Fact Sheet

2022 KENTUCKY EQUINE SURVEY

This data comes from the 2022 Kentucky Equine Survey conducted by the National Agricultural Statistics Service (NASS), with support and assistance by the University of Kentucky College of Agriculture and the Kentucky Horse Council.

It is estimated that there are 1,200 horses in Kenton County, residing on 190 equine operations. The total value of Kenton County's equine and equine-related assets was \$5.97 million. Full details of the report may be found online at equine.ca.uky.edu/kyequinesurvey.

For the purposes of this study, an "equine operation" is defined as an address on which at least one horse, pony, donkey or mule resides. From this study, it was determined that an equine operation encompasses the large breeding farms, property on which equines are kept for personal use and other land with a primary use that may not be equine-related, such as a cattle operation or crop farm. It is estimated that there are a total of 31,000 equine operations throughout Kentucky. These equine operations accounted for a total of 4.3 million acres of land, of which 900,000 acres were devoted to equine-related activities.




Kenton County Equine Facts

Total Equine Population: 1,200
 Total Equine Operations: 190
 Total Equine Acres: 5,500
 Income From Services: \$1,175,000
 Number of Equine Sold: 160
 Value of Equine Sold: \$1,725,000



Top 5 Uses of Horses



Kentucky State Fact Sheet

2022 KENTUCKY EQUINE SURVEY

Kentucky

Equine Facts

Total Equine Population:	209,500
Total Equine Operations:	31,000
Total Equine Acres:	900,000
Total Operating Expenditures:	\$1 billion
Capital Expenditures:	\$535 million
Income from Sales and Services:	\$2 billion
Value of Equine and Equine-Related Assets:	\$27.7 billion

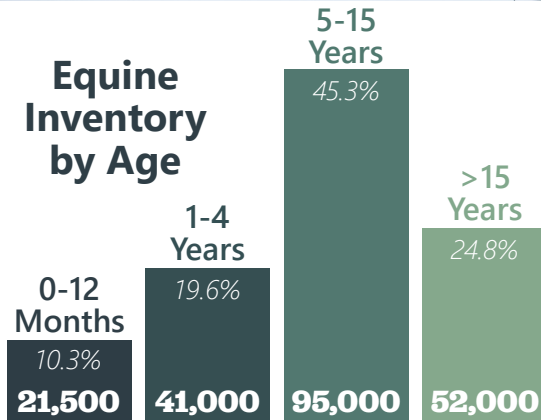


© Photo by: Marik Pearson / UK AgComm

Labor on Equine Operations



Equine Inventory by Age



Primary Uses of Kentucky's Equines

Trail riding/pleasure	62,500
Broodmares	33,500
Idle/not working	32,500
Competition/show	20,000
Yearlings, weanlings & foals	22,000
Racing	13,500
Work/transportation	11,500
Other activities	10,000
Stallions at stud	4,000

Kentucky Equine

Breed Population

Thoroughbreds	48,500
Quarter Horses	35,000
Walking Horses	28,500
Donkeys & Mules	13,500
American Saddlebreds	12,000
Mountain Horse Breeds	10,500
Standardbreds	9,200
Warmbloods	7,000
Pony Breeds	6,400
Miniature Horses	6,100
Paint Horses	5,500
Draft Horse Breeds	4,800
Arabian and Half-Arabians	4,200
Appaloosas	3,200
Morgans	1,800
Paso Finos	1,200
Hackney Ponies	900
Pintos (excludes Paint)	700
Others	10,500



Knox County Fact Sheet

2022 KENTUCKY EQUINE SURVEY

This data comes from the 2022 Kentucky Equine Survey conducted by the National Agricultural Statistics Service (NASS), with support and assistance by the University of Kentucky College of Agriculture and the Kentucky Horse Council.

It is estimated that there are 600 horses in Knox County, residing on 140 equine operations. The total value of Knox County's equine and equine-related assets was \$2.06 million. Full details of the report may be found online at equine.ca.uky.edu/kyequinesurvey.

For the purposes of this study, an "equine operation" is defined as an address on which at least one horse, pony, donkey or mule resides. From this study, it was determined that an equine operation encompasses the large breeding farms, property on which equines are kept for personal use and other land with a primary use that may not be equine-related, such as a cattle operation or crop farm. It is estimated that there are a total of 31,000 equine operations throughout Kentucky. These equine operations accounted for a total of 4.3 million acres of land, of which 900,000 acres were devoted to equine-related activities.



Mark Pearson



Mark Pearson



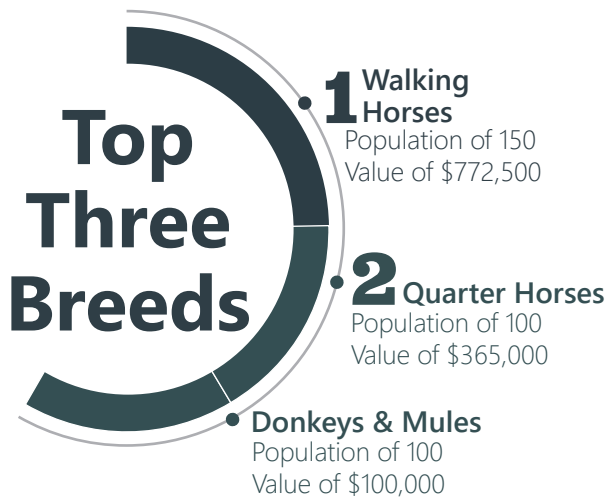
Sophia Schindler



Abra Mienthal

Knox County Equine Facts

Total Equine Population: 600
 Total Equine Operations: 140
 Total Equine Acres: 2,700
 Income From Services: N/A
 Number of Equine Sold: N/A
 Value of Equine Sold: N/A



Top 4 Uses of Horses



Kentucky State Fact Sheet

2022 KENTUCKY EQUINE SURVEY

Kentucky

Equine Facts

Total Equine Population:	209,500
Total Equine Operations:	31,000
Total Equine Acres:	900,000
Total Operating Expenditures:	\$1 billion
Capital Expenditures:	\$535 million
Income from Sales and Services:	\$2 billion
Value of Equine and Equine-Related Assets:	\$27.7 billion

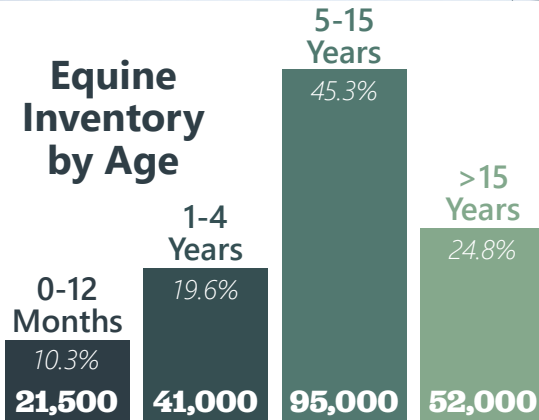


© Photo by: Marik Pearson / UK AgComm

Labor on Equine Operations



Equine Inventory by Age



Primary Uses of Kentucky's Equines

Trail riding/pleasure	62,500
Broodmares	33,500
Idle/not working	32,500
Competition/show	20,000
Yearlings, weanlings & foals	22,000
Racing	13,500
Work/transportation	11,500
Other activities	10,000
Stallions at stud	4,000

Kentucky Equine

Breed Population

Thoroughbreds	48,500
Quarter Horses	35,000
Walking Horses	28,500
Donkeys & Mules	13,500
American Saddlebreds	12,000
Mountain Horse Breeds	10,500
Standardbreds	9,200
Warmbloods	7,000
Pony Breeds	6,400
Miniature Horses	6,100
Paint Horses	5,500
Draft Horse Breeds	4,800
Arabian and Half-Arabians	4,200
Appaloosas	3,200
Morgans	1,800
Paso Finos	1,200
Hackney Ponies	900
Pintos (excludes Paint)	700
Others	10,500



LaRue County Fact Sheet

2022 KENTUCKY EQUINE SURVEY

This data comes from the 2022 Kentucky Equine Survey conducted by the National Agricultural Statistics Service (NASS), with support and assistance by the University of Kentucky College of Agriculture and the Kentucky Horse Council.

It is estimated that there are 1,300 horses in LaRue County, residing on 240 equine operations. The total value of LaRue County's equine and equine-related assets was \$5.22 million. Full details of the report may be found online at equine.ca.uky.edu/kyequinesurvey.

For the purposes of this study, an "equine operation" is defined as an address on which at least one horse, pony, donkey or mule resides. From this study, it was determined that an equine operation encompasses the large breeding farms, property on which equines are kept for personal use and other land with a primary use that may not be equine-related, such as a cattle operation or crop farm. It is estimated that there are a total of 31,000 equine operations throughout Kentucky. These equine operations accounted for a total of 4.3 million acres of land, of which 900,000 acres were devoted to equine-related activities.



Mark Pearson



Mark Pearson



Mark Pearson




Abra Mienthal

LaRue County Equine Facts

Total Equine Population: 1,300
 Total Equine Operations: 240
 Total Equine Acres: 4,000
 Income From Services: N/A
 Number of Equine Sold: 130
 Value of Equine Sold: \$300,000



Top 5 Uses of Horses



Kentucky State Fact Sheet

2022 KENTUCKY EQUINE SURVEY

Kentucky

Equine Facts

Total Equine Population:	209,500
Total Equine Operations:	31,000
Total Equine Acres:	900,000
Total Operating Expenditures:	\$1 billion
Capital Expenditures:	\$535 million
Income from Sales and Services:	\$2 billion
Value of Equine and Equine-Related Assets:	\$27.7 billion

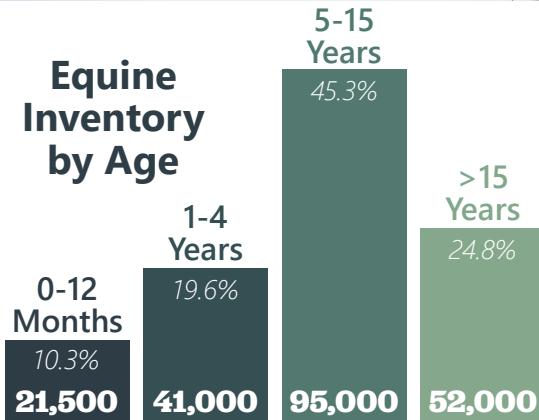


© Photo by: Marik Pearson / UK AgComm

Labor on Equine Operations



Equine Inventory by Age



Primary Uses of Kentucky's Equines

Trail riding/pleasure	62,500
Broodmares	33,500
Idle/not working	32,500
Competition/show	20,000
Yearlings, weanlings & foals	22,000
Racing	13,500
Work/transportation	11,500
Other activities	10,000
Stallions at stud	4,000

Kentucky Equine

Breed Population

Thoroughbreds	48,500
Quarter Horses	35,000
Walking Horses	28,500
Donkeys & Mules	13,500
American Saddlebreds	12,000
Mountain Horse Breeds	10,500
Standardbreds	9,200
Warmbloods	7,000
Pony Breeds	6,400
Miniature Horses	6,100
Paint Horses	5,500
Draft Horse Breeds	4,800
Arabian and Half-Arabians	4,200
Appaloosas	3,200
Morgans	1,800
Paso Finos	1,200
Hackney Ponies	900
Pintos (excludes Paint)	700
Others	10,500




Laurel County Fact Sheet

2022 KENTUCKY EQUINE SURVEY


This data comes from the 2022 Kentucky Equine Survey conducted by the National Agricultural Statistics Service (NASS), with support and assistance by the University of Kentucky College of Agriculture and the Kentucky Horse Council.

It is estimated that there are 1,600 horses in Laurel County, residing on 300 equine operations. The total value of Laurel County's equine and equine-related assets was \$6.2 million. Full details of the report may be found online at equine.ca.uky.edu/kyequinesurvey.

For the purposes of this study, an "equine operation" is defined as an address on which at least one horse, pony, donkey or mule resides. From this study, it was determined that an equine operation encompasses the large breeding farms, property on which equines are kept for personal use and other land with a primary use that may not be equine-related, such as a cattle operation or crop farm. It is estimated that there are a total of 31,000 equine operations throughout Kentucky. These equine operations accounted for a total of 4.3 million acres of land, of which 900,000 acres were devoted to equine-related activities.



Mark Pearson



Jared May



Mark Pearson




Mark Pearson

Laurel County Equine Facts

Total Equine Population: 1,600
 Total Equine Operations: 300
 Total Equine Acres: 5,700
 Income From Services: N/A
 Number of Equine Sold: 150
 Value of Equine Sold: \$700,000



Top 5 Uses of Horses



Kentucky State Fact Sheet

2022 KENTUCKY EQUINE SURVEY

Kentucky

Equine Facts

Total Equine Population:	209,500
Total Equine Operations:	31,000
Total Equine Acres:	900,000
Total Operating Expenditures:	\$1 billion
Capital Expenditures:	\$535 million
Income from Sales and Services:	\$2 billion
Value of Equine and Equine-Related Assets:	\$27.7 billion



© Photo by: Marik Pearson / UK AgComm

Labor on Equine Operations



Equine Inventory by Age



Primary Uses of Kentucky's Equines

Trail riding/pleasure	62,500
Broodmares	33,500
Idle/not working	32,500
Competition/show	20,000
Yearlings, weanlings & foals	22,000
Racing	13,500
Work/transportation	11,500
Other activities	10,000
Stallions at stud	4,000

Kentucky Equine

Breed Population

Thoroughbreds	48,500
Quarter Horses	35,000
Walking Horses	28,500
Donkeys & Mules	13,500
American Saddlebreds	12,000
Mountain Horse Breeds	10,500
Standardbreds	9,200
Warmbloods	7,000
Pony Breeds	6,400
Miniature Horses	6,100
Paint Horses	5,500
Draft Horse Breeds	4,800
Arabian and Half-Arabians	4,200
Appaloosas	3,200
Morgans	1,800
Paso Finos	1,200
Hackney Ponies	900
Pintos (excludes Paint)	700
Others	10,500



Lawrence County Fact Sheet

2022 KENTUCKY EQUINE SURVEY

This data comes from the 2022 Kentucky Equine Survey conducted by the National Agricultural Statistics Service (NASS), with support and assistance by the University of Kentucky College of Agriculture and the Kentucky Horse Council.

It is estimated that there are 450 horses in Lawrence County, residing on 130 equine operations. The total value of Lawrence County's equine and equine-related assets was \$1.96 million. Full details of the report may be found online at equine.ca.uky.edu/kyequinesurvey.

For the purposes of this study, an "equine operation" is defined as an address on which at least one horse, pony, donkey or mule resides. From this study, it was determined that an equine operation encompasses the large breeding farms, property on which equines are kept for personal use and other land with a primary use that may not be equine-related, such as a cattle operation or crop farm. It is estimated that there are a total of 31,000 equine operations throughout Kentucky. These equine operations accounted for a total of 4.3 million acres of land, of which 900,000 acres were devoted to equine-related activities.



Mark Pearson



Mark Pearson



Mark Pearson



Abra Mienthal

Lawrence County Equine Facts

Total Equine Population:	450
Total Equine Operations:	130
Total Equine Acres:	3,500
Income from Services:	N/A
Number of Equine Sold:	N/A
Value of Equine Sold:	N/A



1 Walking Horses
Population of 250
Value of \$550,000

Top 4 Uses of Horses



Kentucky State Fact Sheet

2022 KENTUCKY EQUINE SURVEY

Kentucky

Equine Facts

Total Equine Population:	209,500
Total Equine Operations:	31,000
Total Equine Acres:	900,000
Total Operating Expenditures:	\$1 billion
Capital Expenditures:	\$535 million
Income from Sales and Services:	\$2 billion
Value of Equine and Equine-Related Assets:	\$27.7 billion

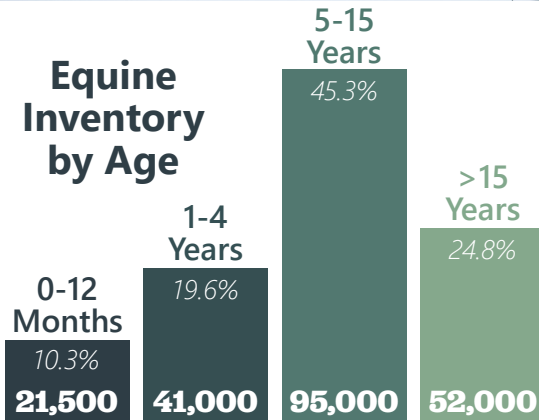


© Photo by: Marik Pearson / UK AgComm

Labor on Equine Operations



Equine Inventory by Age



Primary Uses of Kentucky's Equines

Trail riding/pleasure	62,500
Broodmares	33,500
Idle/not working	32,500
Competition/show	20,000
Yearlings, weanlings & foals	22,000
Racing	13,500
Work/transportation	11,500
Other activities	10,000
Stallions at stud	4,000

Kentucky Equine

Breed Population

Thoroughbreds	48,500
Quarter Horses	35,000
Walking Horses	28,500
Donkeys & Mules	13,500
American Saddlebreds	12,000
Mountain Horse Breeds	10,500
Standardbreds	9,200
Warmbloods	7,000
Pony Breeds	6,400
Miniature Horses	6,100
Paint Horses	5,500
Draft Horse Breeds	4,800
Arabian and Half-Arabians	4,200
Appaloosas	3,200
Morgans	1,800
Paso Finos	1,200
Hackney Ponies	900
Pintos (excludes Paint)	700
Others	10,500




Lee County Fact Sheet

2022 KENTUCKY EQUINE SURVEY

This data comes from the 2022 Kentucky Equine Survey conducted by the National Agricultural Statistics Service (NASS), with support and assistance by the University of Kentucky College of Agriculture and the Kentucky Horse Council.

It is estimated that there are 600 horses in Lee County, residing on 90 equine operations. The total value of Lee County's equine and equine-related assets was \$3.58 million. Full details of the report may be found online at equine.ca.uky.edu/kyequinesurvey.

For the purposes of this study, an "equine operation" is defined as an address on which at least one horse, pony, donkey or mule resides. From this study, it was determined that an equine operation encompasses the large breeding farms, property on which equines are kept for personal use and other land with a primary use that may not be equine-related, such as a cattle operation or crop farm. It is estimated that there are a total of 31,000 equine operations throughout Kentucky. These equine operations accounted for a total of 4.3 million acres of land, of which 900,000 acres were devoted to equine-related activities.



Mark Pearson



Sophia Schindler



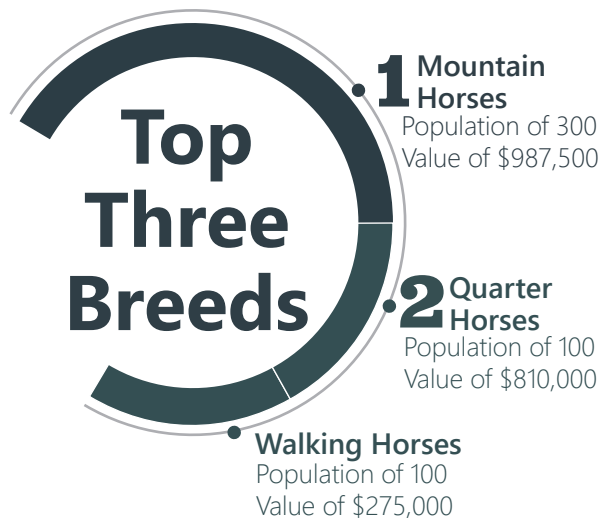
Mark Pearson



Konor Copeland

Lee County Equine Facts

Total Equine Population: 600
 Total Equine Operations: 90
 Total Equine Acres: 2,400
 Income From Services: N/A
 Number of Equine Sold: N/A
 Value of Equine Sold: N/A



Top 4 Uses of Horses



Kentucky State Fact Sheet

2022 KENTUCKY EQUINE SURVEY

Kentucky

Equine Facts

Total Equine Population:	209,500
Total Equine Operations:	31,000
Total Equine Acres:	900,000
Total Operating Expenditures:	\$1 billion
Capital Expenditures:	\$535 million
Income from Sales and Services:	\$2 billion
Value of Equine and Equine-Related Assets:	\$27.7 billion

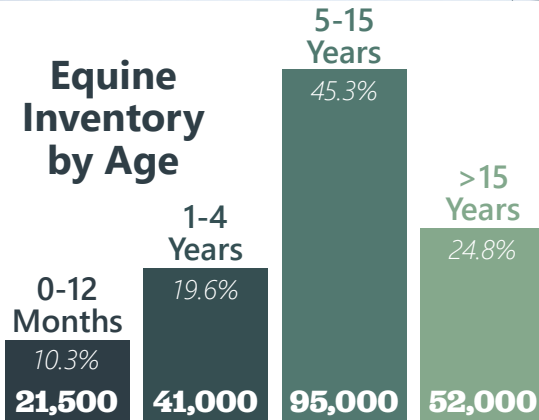


© Photo by: Marik Pearson / UK AgComm

Labor on Equine Operations



Equine Inventory by Age



Primary Uses of Kentucky's Equines

Trail riding/pleasure	62,500
Broodmares	33,500
Idle/not working	32,500
Competition/show	20,000
Yearlings, weanlings & foals	22,000
Racing	13,500
Work/transportation	11,500
Other activities	10,000
Stallions at stud	4,000

Kentucky Equine

Breed Population

Thoroughbreds	48,500
Quarter Horses	35,000
Walking Horses	28,500
Donkeys & Mules	13,500
American Saddlebreds	12,000
Mountain Horse Breeds	10,500
Standardbreds	9,200
Warmbloods	7,000
Pony Breeds	6,400
Miniature Horses	6,100
Paint Horses	5,500
Draft Horse Breeds	4,800
Arabian and Half-Arabians	4,200
Appaloosas	3,200
Morgans	1,800
Paso Finos	1,200
Hackney Ponies	900
Pintos (excludes Paint)	700
Others	10,500



Lewis County Fact Sheet

2022 KENTUCKY EQUINE SURVEY

This data comes from the 2022 Kentucky Equine Survey conducted by the National Agricultural Statistics Service (NASS), with support and assistance by the University of Kentucky College of Agriculture and the Kentucky Horse Council.

It is estimated that there are 900 horses in Lewis County, residing on 200 equine operations. The total value of Lewis County's equine and equine-related assets was \$2.5 million. Full details of the report may be found online at equine.ca.uky.edu/kyequinesurvey.

For the purposes of this study, an "equine operation" is defined as an address on which at least one horse, pony, donkey or mule resides. From this study, it was determined that an equine operation encompasses the large breeding farms, property on which equines are kept for personal use and other land with a primary use that may not be equine-related, such as a cattle operation or crop farm. It is estimated that there are a total of 31,000 equine operations throughout Kentucky. These equine operations accounted for a total of 4.3 million acres of land, of which 900,000 acres were devoted to equine-related activities.



Mark Pearson



Mark Pearson



Mark Pearson



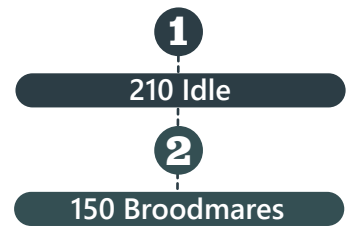
Abra Milenthal

Lewis County Equine Facts

Total Equine Population: 900
 Total Equine Operations:..... 200
 Total Equine Acres: 6,000
 Income From Services: N/A
 Number of Equine Sold: N/A
 Value of Equine Sold: N/A



Top 2 Uses of Horses



Kentucky State Fact Sheet

2022 KENTUCKY EQUINE SURVEY

Kentucky

Equine Facts

Total Equine Population:	209,500
Total Equine Operations:	31,000
Total Equine Acres:	900,000
Total Operating Expenditures:	\$1 billion
Capital Expenditures:	\$535 million
Income from Sales and Services:	\$2 billion
Value of Equine and Equine-Related Assets:	\$27.7 billion

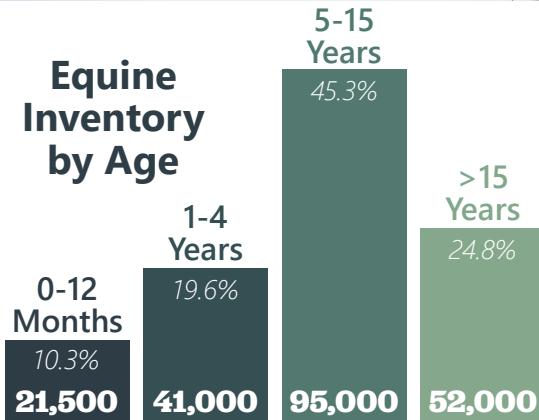


© Photo by: Marik Pearson / UK AgComm

Labor on Equine Operations



Equine Inventory by Age



Primary Uses of Kentucky's Equines

Trail riding/pleasure	62,500
Broodmares	33,500
Idle/not working	32,500
Competition/show	20,000
Yearlings, weanlings & foals	22,000
Racing	13,500
Work/transportation	11,500
Other activities	10,000
Stallions at stud	4,000

Kentucky Equine

Breed Population

Thoroughbreds	48,500
Quarter Horses	35,000
Walking Horses	28,500
Donkeys & Mules	13,500
American Saddlebreds	12,000
Mountain Horse Breeds	10,500
Standardbreds	9,200
Warmbloods	7,000
Pony Breeds	6,400
Miniature Horses	6,100
Paint Horses	5,500
Draft Horse Breeds	4,800
Arabian and Half-Arabians	4,200
Appaloosas	3,200
Morgans	1,800
Paso Finos	1,200
Hackney Ponies	900
Pintos (excludes Paint)	700
Others	10,500



Lincoln County Fact Sheet

2022 KENTUCKY EQUINE SURVEY

This data comes from the 2022 Kentucky Equine Survey conducted by the National Agricultural Statistics Service (NASS), with support and assistance by the University of Kentucky College of Agriculture and the Kentucky Horse Council.

It is estimated that there are 2,500 horses in Lincoln County, residing on 480 equine operations. The total value of Lincoln County's equine and equine-related assets was \$13.75 million. Full details of the report may be found online at equine.ca.uky.edu/kyequinesurvey.

For the purposes of this study, an "equine operation" is defined as an address on which at least one horse, pony, donkey or mule resides. From this study, it was determined that an equine operation encompasses the large breeding farms, property on which equines are kept for personal use and other land with a primary use that may not be equine-related, such as a cattle operation or crop farm. It is estimated that there are a total of 31,000 equine operations throughout Kentucky. These equine operations accounted for a total of 4.3 million acres of land, of which 900,000 acres were devoted to equine-related activities.



Mark Pearson



Erin DesNoyers



Mark Pearson



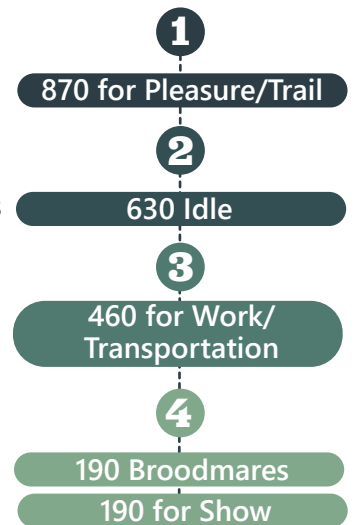
Sophia Schindler

Lincoln County Equine Facts

Total Equine Population:	2,500
Total Equine Operations:	480
Total Equine Acres:	9,500
Income From Services:	\$875,000
Number of Equine Sold:	200
Value of Equine Sold:	\$850,000



Top 5 Uses of Horses



Kentucky State Fact Sheet

2022 KENTUCKY EQUINE SURVEY

Kentucky

Equine Facts

Total Equine Population:	209,500
Total Equine Operations:	31,000
Total Equine Acres:	900,000
Total Operating Expenditures:	\$1 billion
Capital Expenditures:	\$535 million
Income from Sales and Services:	\$2 billion
Value of Equine and Equine-Related Assets:	\$27.7 billion



© Photo by: Marik Pearson / UK AgComm

Labor on Equine Operations



Equine Inventory by Age



Primary Uses of Kentucky's Equines

Trail riding/pleasure	62,500
Broodmares	33,500
Idle/not working	32,500
Competition/show	20,000
Yearlings, weanlings & foals	22,000
Racing	13,500
Work/transportation	11,500
Other activities	10,000
Stallions at stud	4,000

Kentucky Equine

Breed Population

Thoroughbreds	48,500
Quarter Horses	35,000
Walking Horses	28,500
Donkeys & Mules	13,500
American Saddlebreds	12,000
Mountain Horse Breeds	10,500
Standardbreds	9,200
Warmbloods	7,000
Pony Breeds	6,400
Miniature Horses	6,100
Paint Horses	5,500
Draft Horse Breeds	4,800
Arabian and Half-Arabians	4,200
Appaloosas	3,200
Morgans	1,800
Paso Finos	1,200
Hackney Ponies	900
Pintos (excludes Paint)	700
Others	10,500



Livingston County Fact Sheet

2022 KENTUCKY EQUINE SURVEY

This data comes from the 2022 Kentucky Equine Survey conducted by the National Agricultural Statistics Service (NASS), with support and assistance by the University of Kentucky College of Agriculture and the Kentucky Horse Council.

It is estimated that there are 950 horses in Livingston County, residing on 170 equine operations. The total value of Livingston County's equine and equine-related assets was \$3.65 million. Full details of the report may be found online at equine.ca.uky.edu/kyequinesurvey.

For the purposes of this study, an "equine operation" is defined as an address on which at least one horse, pony, donkey or mule resides. From this study, it was determined that an equine operation encompasses the large breeding farms, property on which equines are kept for personal use and other land with a primary use that may not be equine-related, such as a cattle operation or crop farm. It is estimated that there are a total of 31,000 equine operations throughout Kentucky. These equine operations accounted for a total of 4.3 million acres of land, of which 900,000 acres were devoted to equine-related activities.



Mark Pearson



Konor Copeland



Mark Pearson



Abra Mienthal

Livingston County Equine Facts

Total Equine Population:	950
Total Equine Operations:	170
Total Equine Acres:	4,400
Income From Services:	N/A
Number of Equine Sold:	100
Value of Equine Sold:	N/A



Top 4 Uses of Horses



Kentucky State Fact Sheet

2022 KENTUCKY EQUINE SURVEY

Kentucky

Equine Facts

Total Equine Population:	209,500
Total Equine Operations:	31,000
Total Equine Acres:	900,000
Total Operating Expenditures:	\$1 billion
Capital Expenditures:	\$535 million
Income from Sales and Services:	\$2 billion
Value of Equine and Equine-Related Assets:	\$27.7 billion

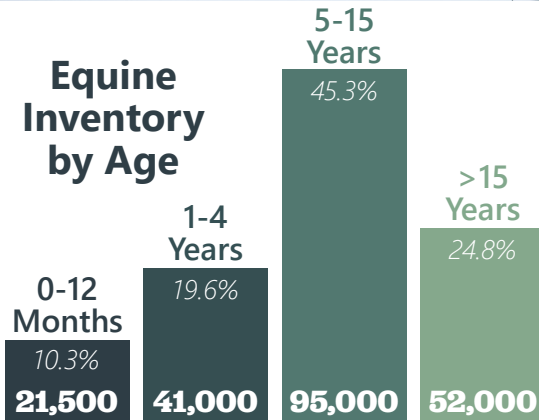


© Photo by: Marik Pearson / UK AgComm

Labor on Equine Operations



Equine Inventory by Age



Primary Uses of Kentucky's Equines

Trail riding/pleasure	62,500
Broodmares	33,500
Idle/not working	32,500
Competition/show	20,000
Yearlings, weanlings & foals	22,000
Racing	13,500
Work/transportation	11,500
Other activities	10,000
Stallions at stud	4,000

Kentucky Equine

Breed Population

Thoroughbreds	48,500
Quarter Horses	35,000
Walking Horses	28,500
Donkeys & Mules	13,500
American Saddlebreds	12,000
Mountain Horse Breeds	10,500
Standardbreds	9,200
Warmbloods	7,000
Pony Breeds	6,400
Miniature Horses	6,100
Paint Horses	5,500
Draft Horse Breeds	4,800
Arabian and Half-Arabians	4,200
Appaloosas	3,200
Morgans	1,800
Paso Finos	1,200
Hackney Ponies	900
Pintos (excludes Paint)	700
Others	10,500



Logan County Fact Sheet

2022 KENTUCKY EQUINE SURVEY

This data comes from the 2022 Kentucky Equine Survey conducted by the National Agricultural Statistics Service (NASS), with support and assistance by the University of Kentucky College of Agriculture and the Kentucky Horse Council.

It is estimated that there are 1,500 horses in Logan County, residing on 280 equine operations. The total value of Logan County's equine and equine-related assets was \$6.77 million. Full details of the report may be found online at equine.ca.uky.edu/kyequinesurvey.

For the purposes of this study, an "equine operation" is defined as an address on which at least one horse, pony, donkey or mule resides. From this study, it was determined that an equine operation encompasses the large breeding farms, property on which equines are kept for personal use and other land with a primary use that may not be equine-related, such as a cattle operation or crop farm. It is estimated that there are a total of 31,000 equine operations throughout Kentucky. These equine operations accounted for a total of 4.3 million acres of land, of which 900,000 acres were devoted to equine-related activities.



Abra Mienthal



Sophia Schindler



Mark Pearson



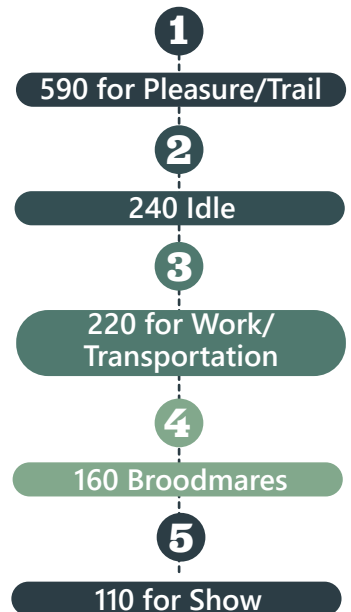
Kentucky Horse Council

Logan County Equine Facts

Total Equine Population: 1,500
 Total Equine Operations: 280
 Total Equine Acres: 6,900
 Income From Services: \$425,000
 Number of Equine Sold: 160
 Value of Equine Sold: \$660,000



Top 5 Uses of Horses



Kentucky State Fact Sheet

2022 KENTUCKY EQUINE SURVEY

Kentucky

Equine Facts

Total Equine Population:	209,500
Total Equine Operations:	31,000
Total Equine Acres:	900,000
Total Operating Expenditures:	\$1 billion
Capital Expenditures:	\$535 million
Income from Sales and Services:	\$2 billion
Value of Equine and Equine-Related Assets:	\$27.7 billion

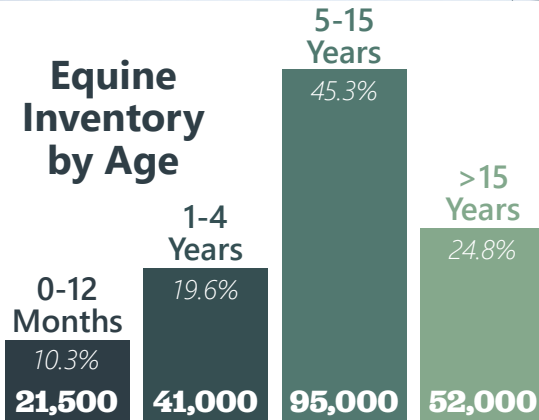


© Photo by: Marik Pearson / UK AgComm

Labor on Equine Operations



Equine Inventory by Age



Primary Uses of Kentucky's Equines

Trail riding/pleasure	62,500
Broodmares	33,500
Idle/not working	32,500
Competition/show	20,000
Yearlings, weanlings & foals	22,000
Racing	13,500
Work/transportation	11,500
Other activities	10,000
Stallions at stud	4,000

Kentucky Equine

Breed Population

Thoroughbreds	48,500
Quarter Horses	35,000
Walking Horses	28,500
Donkeys & Mules	13,500
American Saddlebreds	12,000
Mountain Horse Breeds	10,500
Standardbreds	9,200
Warmbloods	7,000
Pony Breeds	6,400
Miniature Horses	6,100
Paint Horses	5,500
Draft Horse Breeds	4,800
Arabian and Half-Arabians	4,200
Appaloosas	3,200
Morgans	1,800
Paso Finos	1,200
Hackney Ponies	900
Pintos (excludes Paint)	700
Others	10,500



Lyon County Fact Sheet

2022 KENTUCKY EQUINE SURVEY

This data comes from the 2022 Kentucky Equine Survey conducted by the National Agricultural Statistics Service (NASS), with support and assistance by the University of Kentucky College of Agriculture and the Kentucky Horse Council.

It is estimated that there are 450 horses in Lyon County, residing on 60 equine operations. The total value of Lyon County's equine and equine-related assets was \$1.82 million. Full details of the report may be found online at equine.ca.uky.edu/kyequinesurvey.

For the purposes of this study, an "equine operation" is defined as an address on which at least one horse, pony, donkey or mule resides. From this study, it was determined that an equine operation encompasses the large breeding farms, property on which equines are kept for personal use and other land with a primary use that may not be equine-related, such as a cattle operation or crop farm. It is estimated that there are a total of 31,000 equine operations throughout Kentucky. These equine operations accounted for a total of 4.3 million acres of land, of which 900,000 acres were devoted to equine-related activities.



Mark Pearson



Mark Pearson



Mark Pearson



Abra Milenthal

Lyon County

Equine Facts

Total Equine Population:	450
Total Equine Operations:	60
Total Equine Acres:	3,500
Income from Services:	N/A
Number of Equine Sold:	N/A
Vallue of Equine Sold:	N/A



Kentucky State Fact Sheet

2022 KENTUCKY EQUINE SURVEY

Kentucky

Equine Facts

Total Equine Population:	209,500
Total Equine Operations:	31,000
Total Equine Acres:	900,000
Total Operating Expenditures:	\$1 billion
Capital Expenditures:	\$535 million
Income from Sales and Services:	\$2 billion
Value of Equine and Equine-Related Assets:	\$27.7 billion

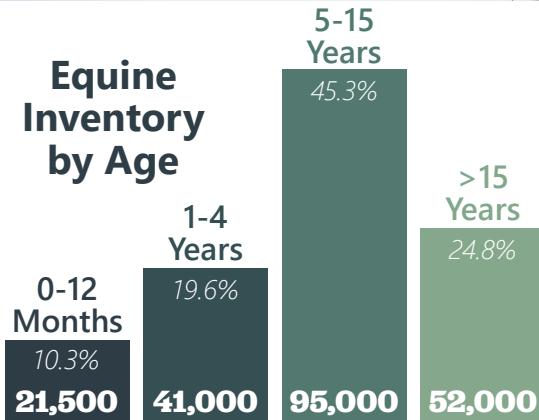


© Photo by: Marik Pearson / UK AgComm

Labor on Equine Operations



Equine Inventory by Age



Primary Uses of Kentucky's Equines

Trail riding/pleasure	62,500
Broodmares	33,500
Idle/not working	32,500
Competition/show	20,000
Yearlings, weanlings & foals	22,000
Racing	13,500
Work/transportation	11,500
Other activities	10,000
Stallions at stud	4,000

Kentucky Equine

Breed Population

Thoroughbreds	48,500
Quarter Horses	35,000
Walking Horses	28,500
Donkeys & Mules	13,500
American Saddlebreds	12,000
Mountain Horse Breeds	10,500
Standardbreds	9,200
Warmbloods	7,000
Pony Breeds	6,400
Miniature Horses	6,100
Paint Horses	5,500
Draft Horse Breeds	4,800
Arabian and Half-Arabians	4,200
Appaloosas	3,200
Morgans	1,800
Paso Finos	1,200
Hackney Ponies	900
Pintos (excludes Paint)	700
Others	10,500



McCracken County Fact Sheet

2022 KENTUCKY EQUINE SURVEY

This data comes from the 2022 Kentucky Equine Survey conducted by the National Agricultural Statistics Service (NASS), with support and assistance by the University of Kentucky College of Agriculture and the Kentucky Horse Council.

It is estimated that there are 1,300 horses in McCracken County, residing on 220 equine operations. The total value of McCracken County's equine and equine-related assets was \$6.32 million. Full details of the report may be found online at equine.ca.uky.edu/kyequinesurvey.

For the purposes of this study, an "equine operation" is defined as an address on which at least one horse, pony, donkey or mule resides. From this study, it was determined that an equine operation encompasses the large breeding farms, property on which equines are kept for personal use and other land with a primary use that may not be equine-related, such as a cattle operation or crop farm. It is estimated that there are a total of 31,000 equine operations throughout Kentucky. These equine operations accounted for a total of 4.3 million acres of land, of which 900,000 acres were devoted to equine-related activities.



Mark Pearson



Abra Milenthal



Mark Pearson




Sophia Schindler

McCracken County Equine Facts

Total Equine Population:	1,300
Total Equine Operations:	220
Total Equine Acres:	3,200
Income From Services:	N/A
Number of Equine Sold:	N/A
Value of Equine Sold:	N/A



Top 5 Uses of Horses



Kentucky State Fact Sheet

2022 KENTUCKY EQUINE SURVEY

Kentucky

Equine Facts

Total Equine Population:	209,500
Total Equine Operations:	31,000
Total Equine Acres:	900,000
Total Operating Expenditures:	\$1 billion
Capital Expenditures:	\$535 million
Income from Sales and Services:	\$2 billion
Value of Equine and Equine-Related Assets:	\$27.7 billion



© Photo by: Marik Pearson / UK AgComm

Labor on Equine Operations



Equine Inventory by Age



Primary Uses of Kentucky's Equines

Trail riding/pleasure	62,500
Broodmares	33,500
Idle/not working	32,500
Competition/show	20,000
Yearlings, weanlings & foals	22,000
Racing	13,500
Work/transportation	11,500
Other activities	10,000
Stallions at stud	4,000

Kentucky Equine

Breed Population

Thoroughbreds	48,500
Quarter Horses	35,000
Walking Horses	28,500
Donkeys & Mules	13,500
American Saddlebreds	12,000
Mountain Horse Breeds	10,500
Standardbreds	9,200
Warmbloods	7,000
Pony Breeds	6,400
Miniature Horses	6,100
Paint Horses	5,500
Draft Horse Breeds	4,800
Arabian and Half-Arabians	4,200
Appaloosas	3,200
Morgans	1,800
Paso Finos	1,200
Hackney Ponies	900
Pintos (excludes Paint)	700
Others	10,500



Madison County Fact Sheet

2022 KENTUCKY EQUINE SURVEY

This data comes from the 2022 Kentucky Equine Survey conducted by the National Agricultural Statistics Service (NASS), with support and assistance by the University of Kentucky College of Agriculture and the Kentucky Horse Council.

It is estimated that there are 2,300 horses in Madison County, residing on 450 equine operations. The total value of Madison County's equine and equine-related assets was \$11.4 million. Full details of the report may be found online at equine.ca.uky.edu/kyequinesurvey.

For the purposes of this study, an "equine operation" is defined as an address on which at least one horse, pony, donkey or mule resides. From this study, it was determined that an equine operation encompasses the large breeding farms, property on which equines are kept for personal use and other land with a primary use that may not be equine-related, such as a cattle operation or crop farm. It is estimated that there are a total of 31,000 equine operations throughout Kentucky. These equine operations accounted for a total of 4.3 million acres of land, of which 900,000 acres were devoted to equine-related activities.



Abra Milenthal



Mark Pearson



Mark Pearson




Sydney Segal

Madison County Equine Facts

Total Equine Population: 2,300
 Total Equine Operations: 450
 Total Equine Acres: N/A
 Income From Services: \$975,000
 Number of Equine Sold: 400
 Value of Equine Sold: \$1,150,000



Top 5 Uses of Horses



Kentucky State Fact Sheet

2022 KENTUCKY EQUINE SURVEY

Kentucky

Equine Facts

Total Equine Population:	209,500
Total Equine Operations:	31,000
Total Equine Acres:	900,000
Total Operating Expenditures:	\$1 billion
Capital Expenditures:	\$535 million
Income from Sales and Services:	\$2 billion
Value of Equine and Equine-Related Assets:	\$27.7 billion

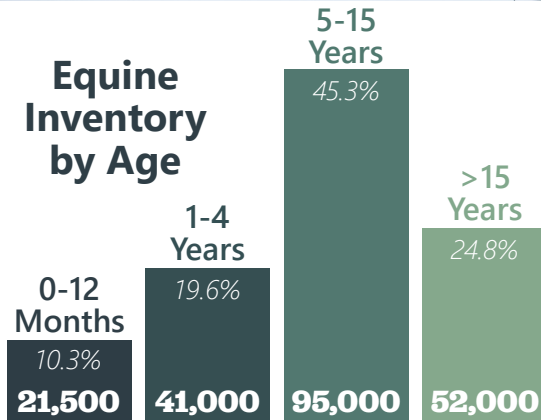


© Photo by: Marik Pearson / UK AgComm

Labor on Equine Operations



Equine Inventory by Age



Primary Uses of Kentucky's Equines

Trail riding/pleasure	62,500
Broodmares	33,500
Idle/not working	32,500
Competition/show	20,000
Yearlings, weanlings & foals	22,000
Racing	13,500
Work/transportation	11,500
Other activities	10,000
Stallions at stud	4,000

Kentucky Equine

Breed Population

Thoroughbreds	48,500
Quarter Horses	35,000
Walking Horses	28,500
Donkeys & Mules	13,500
American Saddlebreds	12,000
Mountain Horse Breeds	10,500
Standardbreds	9,200
Warmbloods	7,000
Pony Breeds	6,400
Miniature Horses	6,100
Paint Horses	5,500
Draft Horse Breeds	4,800
Arabian and Half-Arabians	4,200
Appaloosas	3,200
Morgans	1,800
Paso Finos	1,200
Hackney Ponies	900
Pintos (excludes Paint)	700
Others	10,500



Magoffin County Fact Sheet

2022 KENTUCKY EQUINE SURVEY

This data comes from the 2022 Kentucky Equine Survey conducted by the National Agricultural Statistics Service (NASS), with support and assistance by the University of Kentucky College of Agriculture and the Kentucky Horse Council.

It is estimated that there are 800 horses in Magoffin County, residing on 150 equine operations. The total value of Magoffin County's equine and equine-related assets was \$2.25 million. Full details of the report may be found online at equine.ca.uky.edu/kyequinesurvey.

For the purposes of this study, an "equine operation" is defined as an address on which at least one horse, pony, donkey or mule resides. From this study, it was determined that an equine operation encompasses the large breeding farms, property on which equines are kept for personal use and other land with a primary use that may not be equine-related, such as a cattle operation or crop farm. It is estimated that there are a total of 31,000 equine operations throughout Kentucky. These equine operations accounted for a total of 4.3 million acres of land, of which 900,000 acres were devoted to equine-related activities.




Magoffin County Equine Facts

Total Equine Population: 800
 Total Equine Operations: 150
 Total Equine Acres: 5,000
 Income From Services: N/A
 Number of Equine Sold: 90
 Value of Equine Sold: \$325,000



Top 5 Uses of Horses



Kentucky State Fact Sheet

2022 KENTUCKY EQUINE SURVEY

Kentucky

Equine Facts

Total Equine Population:	209,500
Total Equine Operations:	31,000
Total Equine Acres:	900,000
Total Operating Expenditures:	\$1 billion
Capital Expenditures:	\$535 million
Income from Sales and Services:	\$2 billion
Value of Equine and Equine-Related Assets:	\$27.7 billion

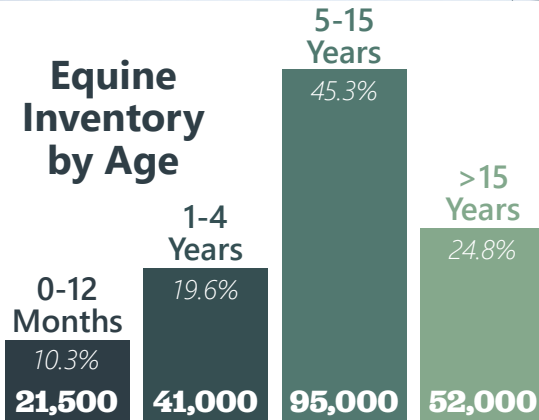


© Photo by: Marik Pearson / UK AgComm

Labor on Equine Operations



Equine Inventory by Age



Primary Uses of Kentucky's Equines

Trail riding/pleasure	62,500
Broodmares	33,500
Idle/not working	32,500
Competition/show	20,000
Yearlings, weanlings & foals	22,000
Racing	13,500
Work/transportation	11,500
Other activities	10,000
Stallions at stud	4,000

Kentucky Equine

Breed Population

Thoroughbreds	48,500
Quarter Horses	35,000
Walking Horses	28,500
Donkeys & Mules	13,500
American Saddlebreds	12,000
Mountain Horse Breeds	10,500
Standardbreds	9,200
Warmbloods	7,000
Pony Breeds	6,400
Miniature Horses	6,100
Paint Horses	5,500
Draft Horse Breeds	4,800
Arabian and Half-Arabians	4,200
Appaloosas	3,200
Morgans	1,800
Paso Finos	1,200
Hackney Ponies	900
Pintos (excludes Paint)	700
Others	10,500



Marion County Fact Sheet

2022 KENTUCKY EQUINE SURVEY

This data comes from the 2022 Kentucky Equine Survey conducted by the National Agricultural Statistics Service (NASS), with support and assistance by the University of Kentucky College of Agriculture and the Kentucky Horse Council.

It is estimated that there are 1,700 horses in Marion County, residing on 300 equine operations. The total value of Marion County's equine and equine-related assets was \$9.88 million. Full details of the report may be found online at equine.ca.uky.edu/kyequinesurvey.

For the purposes of this study, an "equine operation" is defined as an address on which at least one horse, pony, donkey or mule resides. From this study, it was determined that an equine operation encompasses the large breeding farms, property on which equines are kept for personal use and other land with a primary use that may not be equine-related, such as a cattle operation or crop farm. It is estimated that there are a total of 31,000 equine operations throughout Kentucky. These equine operations accounted for a total of 4.3 million acres of land, of which 900,000 acres were devoted to equine-related activities.



Abra Millenthal



Mark Pearson



Mark Pearson



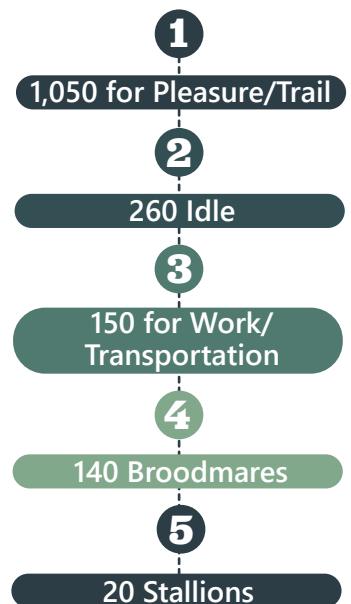
Mark Pearson

Marion County Equine Facts

Total Equine Population: 1,700
 Total Equine Operations: 300
 Total Equine Acres: 7,400
 Income From Services: \$150,000
 Number of Equine Sold: 160
 Value of Equine Sold: \$425,000



Top 5 Uses of Horses



Kentucky State Fact Sheet

2022 KENTUCKY EQUINE SURVEY

Kentucky

Equine Facts

Total Equine Population:	209,500
Total Equine Operations:	31,000
Total Equine Acres:	900,000
Total Operating Expenditures:	\$1 billion
Capital Expenditures:	\$535 million
Income from Sales and Services:	\$2 billion
Value of Equine and Equine-Related Assets:	\$27.7 billion

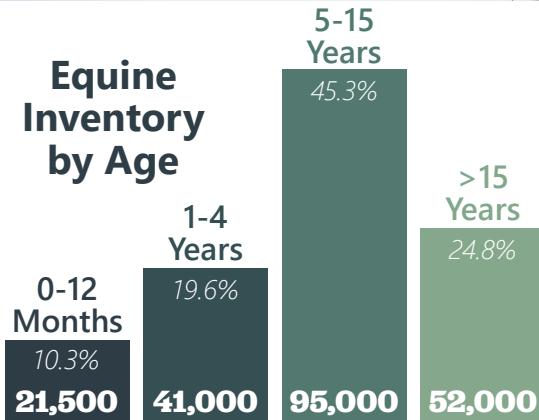


© Photo by: Marik Pearson / UK AgComm

Labor on Equine Operations



Equine Inventory by Age



Primary Uses of Kentucky's Equines

Trail riding/pleasure	62,500
Broodmares	33,500
Idle/not working	32,500
Competition/show	20,000
Yearlings, weanlings & foals	22,000
Racing	13,500
Work/transportation	11,500
Other activities	10,000
Stallions at stud	4,000

Kentucky Equine

Breed Population

Thoroughbreds	48,500
Quarter Horses	35,000
Walking Horses	28,500
Donkeys & Mules	13,500
American Saddlebreds	12,000
Mountain Horse Breeds	10,500
Standardbreds	9,200
Warmbloods	7,000
Pony Breeds	6,400
Miniature Horses	6,100
Paint Horses	5,500
Draft Horse Breeds	4,800
Arabian and Half-Arabians	4,200
Appaloosas	3,200
Morgans	1,800
Paso Finos	1,200
Hackney Ponies	900
Pintos (excludes Paint)	700
Others	10,500



Marshall County Fact Sheet

2022 KENTUCKY EQUINE SURVEY

This data comes from the 2022 Kentucky Equine Survey conducted by the National Agricultural Statistics Service (NASS), with support and assistance by the University of Kentucky College of Agriculture and the Kentucky Horse Council.

It is estimated that there are 1,400 horses in Marshall County, residing on 330 equine operations. The total value of Marshall County's equine and equine-related assets was \$8.05 million. Full details of the report may be found online at equine.ca.uky.edu/kyequinesurvey.

For the purposes of this study, an "equine operation" is defined as an address on which at least one horse, pony, donkey or mule resides. From this study, it was determined that an equine operation encompasses the large breeding farms, property on which equines are kept for personal use and other land with a primary use that may not be equine-related, such as a cattle operation or crop farm. It is estimated that there are a total of 31,000 equine operations throughout Kentucky. These equine operations accounted for a total of 4.3 million acres of land, of which 900,000 acres were devoted to equine-related activities.

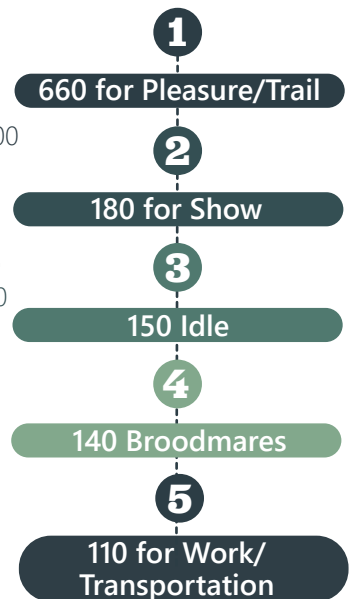


Marshall County Equine Facts

Total Equine Population: 1,400
 Total Equine Operations: 330
 Total Equine Acres: 6,000
 Income From Services: \$775,000
 Number of Equine Sold: 150
 Value of Equine Sold: \$425,000



Top 5 Uses of Horses



Kentucky State Fact Sheet

2022 KENTUCKY EQUINE SURVEY

Kentucky

Equine Facts

Total Equine Population:	209,500
Total Equine Operations:	31,000
Total Equine Acres:	900,000
Total Operating Expenditures:	\$1 billion
Capital Expenditures:	\$535 million
Income from Sales and Services:	\$2 billion
Value of Equine and Equine-Related Assets:	\$27.7 billion



© Photo by: Marik Pearson / UK AgComm

Labor on Equine Operations



Equine Inventory by Age



Primary Uses of Kentucky's Equines

Trail riding/pleasure	62,500
Broodmares	33,500
Idle/not working	32,500
Competition/show	20,000
Yearlings, weanlings & foals	22,000
Racing	13,500
Work/transportation	11,500
Other activities	10,000
Stallions at stud	4,000

Kentucky Equine

Breed Population

Thoroughbreds	48,500
Quarter Horses	35,000
Walking Horses	28,500
Donkeys & Mules	13,500
American Saddlebreds	12,000
Mountain Horse Breeds	10,500
Standardbreds	9,200
Warmbloods	7,000
Pony Breeds	6,400
Miniature Horses	6,100
Paint Horses	5,500
Draft Horse Breeds	4,800
Arabian and Half-Arabians	4,200
Appaloosas	3,200
Morgans	1,800
Paso Finos	1,200
Hackney Ponies	900
Pintos (excludes Paint)	700
Others	10,500



Mason County Fact Sheet

2022 KENTUCKY EQUINE SURVEY

This data comes from the 2022 Kentucky Equine Survey conducted by the National Agricultural Statistics Service (NASS), with support and assistance by the University of Kentucky College of Agriculture and the Kentucky Horse Council.

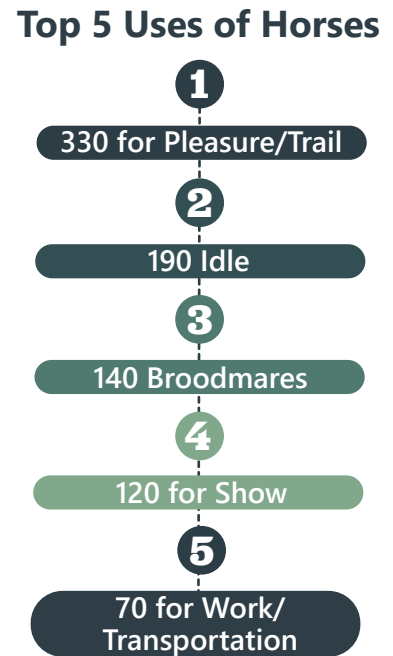
It is estimated that there are 1,100 horses in Mason County, residing on 250 equine operations. The total value of Mason County's equine and equine-related assets was \$9.82 million. Full details of the report may be found online at equine.ca.uky.edu/kyequinesurvey.

For the purposes of this study, an "equine operation" is defined as an address on which at least one horse, pony, donkey or mule resides. From this study, it was determined that an equine operation encompasses the large breeding farms, property on which equines are kept for personal use and other land with a primary use that may not be equine-related, such as a cattle operation or crop farm. It is estimated that there are a total of 31,000 equine operations throughout Kentucky. These equine operations accounted for a total of 4.3 million acres of land, of which 900,000 acres were devoted to equine-related activities.



Mason County
Equine Facts

Total Equine Population:	1,100
Total Equine Operations:	250
Total Equine Acres:	7,000
Income From Services:	N/A
Number of Equine Sold:	170
Value of Equine Sold:	N/A



Kentucky State Fact Sheet

2022 KENTUCKY EQUINE SURVEY

Kentucky

Equine Facts

Total Equine Population:	209,500
Total Equine Operations:	31,000
Total Equine Acres:	900,000
Total Operating Expenditures:	\$1 billion
Capital Expenditures:	\$535 million
Income from Sales and Services:	\$2 billion
Value of Equine and Equine-Related Assets:	\$27.7 billion

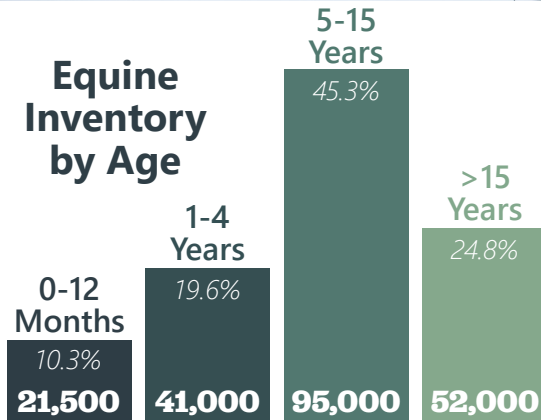


© Photo by: Marik Pearson / UK AgComm

Labor on Equine Operations



Equine Inventory by Age



Primary Uses of Kentucky's Equines

Trail riding/pleasure	62,500
Broodmares	33,500
Idle/not working	32,500
Competition/show	20,000
Yearlings, weanlings & foals	22,000
Racing	13,500
Work/transportation	11,500
Other activities	10,000
Stallions at stud	4,000

Kentucky Equine

Breed Population

Thoroughbreds	48,500
Quarter Horses	35,000
Walking Horses	28,500
Donkeys & Mules	13,500
American Saddlebreds	12,000
Mountain Horse Breeds	10,500
Standardbreds	9,200
Warmbloods	7,000
Pony Breeds	6,400
Miniature Horses	6,100
Paint Horses	5,500
Draft Horse Breeds	4,800
Arabian and Half-Arabians	4,200
Appaloosas	3,200
Morgans	1,800
Paso Finos	1,200
Hackney Ponies	900
Pintos (excludes Paint)	700
Others	10,500



Meade County Fact Sheet

2022 KENTUCKY EQUINE SURVEY

This data comes from the 2022 Kentucky Equine Survey conducted by the National Agricultural Statistics Service (NASS), with support and assistance by the University of Kentucky College of Agriculture and the Kentucky Horse Council.

It is estimated that there are 1,500 horses in Meade County, residing on 300 equine operations. The total value of Meade County's equine and equine-related assets was \$10.75 million. Full details of the report may be found online at equine.ca.uky.edu/kyequinesurvey.

For the purposes of this study, an "equine operation" is defined as an address on which at least one horse, pony, donkey or mule resides. From this study, it was determined that an equine operation encompasses the large breeding farms, property on which equines are kept for personal use and other land with a primary use that may not be equine-related, such as a cattle operation or crop farm. It is estimated that there are a total of 31,000 equine operations throughout Kentucky. These equine operations accounted for a total of 4.3 million acres of land, of which 900,000 acres were devoted to equine-related activities.

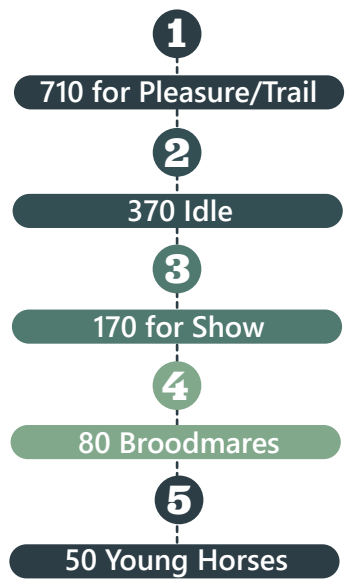


Meade County Equine Facts

Total Equine Population: 1,500
 Total Equine Operations: 300
 Total Equine Acres: 6,900
 Income From Services: \$100,000
 Number of Equine Sold: 120
 Value of Equine Sold: \$500,000



Top 5 Uses of Horses



Kentucky State Fact Sheet

2022 KENTUCKY EQUINE SURVEY

Kentucky

Equine Facts

Total Equine Population:	209,500
Total Equine Operations:	31,000
Total Equine Acres:	900,000
Total Operating Expenditures:	\$1 billion
Capital Expenditures:	\$535 million
Income from Sales and Services:	\$2 billion
Value of Equine and Equine-Related Assets:	\$27.7 billion

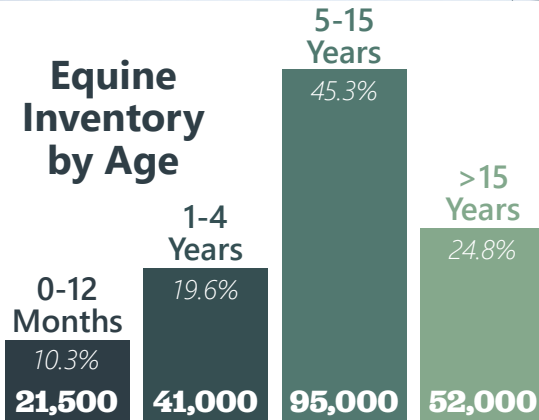


© Photo by: Marik Pearson / UK AgComm

Labor on Equine Operations



Equine Inventory by Age



Primary Uses of Kentucky's Equines

Trail riding/pleasure	62,500
Broodmares	33,500
Idle/not working	32,500
Competition/show	20,000
Yearlings, weanlings & foals	22,000
Racing	13,500
Work/transportation	11,500
Other activities	10,000
Stallions at stud	4,000

Kentucky Equine

Breed Population

Thoroughbreds	48,500
Quarter Horses	35,000
Walking Horses	28,500
Donkeys & Mules	13,500
American Saddlebreds	12,000
Mountain Horse Breeds	10,500
Standardbreds	9,200
Warmbloods	7,000
Pony Breeds	6,400
Miniature Horses	6,100
Paint Horses	5,500
Draft Horse Breeds	4,800
Arabian and Half-Arabians	4,200
Appaloosas	3,200
Morgans	1,800
Paso Finos	1,200
Hackney Ponies	900
Pintos (excludes Paint)	700
Others	10,500



Menifee County Fact Sheet

2022 KENTUCKY EQUINE SURVEY

This data comes from the 2022 Kentucky Equine Survey conducted by the National Agricultural Statistics Service (NASS), with support and assistance by the University of Kentucky College of Agriculture and the Kentucky Horse Council.

It is estimated that there are 700 horses in Menifee County, residing on 140 equine operations. The total value of Menifee County's equine and equine-related assets was \$4.43 million. Full details of the report may be found online at equine.ca.uky.edu/kyequinesurvey.


For the purposes of this study, an "equine operation" is defined as an address on which at least one horse, pony, donkey or mule resides. From this study, it was determined that an equine operation encompasses the large breeding farms, property on which equines are kept for personal use and other land with a primary use that may not be equine-related, such as a cattle operation or crop farm. It is estimated that there are a total of 31,000 equine operations throughout Kentucky. These equine operations accounted for a total of 4.3 million acres of land, of which 900,000 acres were devoted to equine-related activities.



Mark Pearson



Sophia Schindl



Konor Copeland



Mark Pearson

Menifee County Equine Facts

Total Equine Population:	700
Total Equine Operations:	140
Total Equine Acres:	2,800
Income From Services:	N/A
Number of Equine Sold:	60
Value of Equine Sold:	\$200,000



Top 4 Uses of Horses



Kentucky State Fact Sheet

2022 KENTUCKY EQUINE SURVEY

Kentucky

Equine Facts

Total Equine Population:	209,500
Total Equine Operations:	31,000
Total Equine Acres:	900,000
Total Operating Expenditures:	\$1 billion
Capital Expenditures:	\$535 million
Income from Sales and Services:	\$2 billion
Value of Equine and Equine-Related Assets:	\$27.7 billion

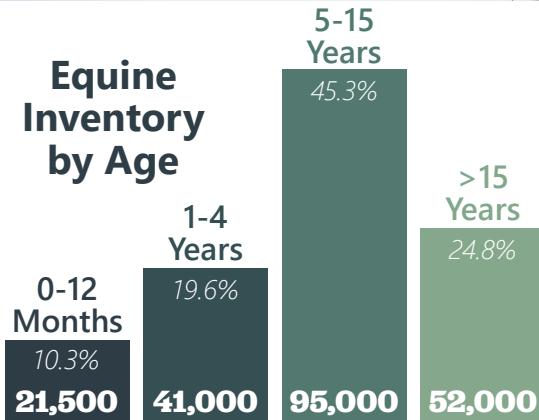


© Photo by: Marik Pearson / UK AgComm

Labor on Equine Operations



Equine Inventory by Age



Primary Uses of Kentucky's Equines

Trail riding/pleasure	62,500
Broodmares	33,500
Idle/not working	32,500
Competition/show	20,000
Yearlings, weanlings & foals	22,000
Racing	13,500
Work/transportation	11,500
Other activities	10,000
Stallions at stud	4,000

Kentucky Equine

Breed Population

Thoroughbreds	48,500
Quarter Horses	35,000
Walking Horses	28,500
Donkeys & Mules	13,500
American Saddlebreds	12,000
Mountain Horse Breeds	10,500
Standardbreds	9,200
Warmbloods	7,000
Pony Breeds	6,400
Miniature Horses	6,100
Paint Horses	5,500
Draft Horse Breeds	4,800
Arabian and Half-Arabians	4,200
Appaloosas	3,200
Morgans	1,800
Paso Finos	1,200
Hackney Ponies	900
Pintos (excludes Paint)	700
Others	10,500



Mercer County Fact Sheet

2022 KENTUCKY EQUINE SURVEY

This data comes from the 2022 Kentucky Equine Survey conducted by the National Agricultural Statistics Service (NASS), with support and assistance by the University of Kentucky College of Agriculture and the Kentucky Horse Council.

It is estimated that there are 3,200 horses in Mercer County, residing on 550 equine operations. The total value of Mercer County's equine and equine-related assets was \$68.9 million. Full details of the report may be found online at equine.ca.uky.edu/kyequinesurvey.

For the purposes of this study, an "equine operation" is defined as an address on which at least one horse, pony, donkey or mule resides. From this study, it was determined that an equine operation encompasses the large breeding farms, property on which equines are kept for personal use and other land with a primary use that may not be equine-related, such as a cattle operation or crop farm. It is estimated that there are a total of 31,000 equine operations throughout Kentucky. These equine operations accounted for a total of 4.3 million acres of land, of which 900,000 acres were devoted to equine-related activities.




Mercer County Equine Facts

Total Equine Population: 3,200
 Total Equine Operations: 550
 Total Equine Acres:..... 17,000
 Income From Services: N/A
 Number of Equine Sold: 400
 Value of Equine Sold:..... N/A



Top 5 Uses of Horses



Mercer County Rankings

- #7 in Equine Acres
- #9 in Equine Value
- #10 in Equine Operations



Kentucky State Fact Sheet

2022 KENTUCKY EQUINE SURVEY

Kentucky

Equine Facts

Total Equine Population:	209,500
Total Equine Operations:	31,000
Total Equine Acres:	900,000
Total Operating Expenditures:	\$1 billion
Capital Expenditures:	\$535 million
Income from Sales and Services:	\$2 billion
Value of Equine and Equine-Related Assets:	\$27.7 billion



© Photo by: Marik Pearson / UK AgComm

Labor on Equine Operations



Equine Inventory by Age



Primary Uses of Kentucky's Equines

Trail riding/pleasure	62,500
Broodmares	33,500
Idle/not working	32,500
Competition/show	20,000
Yearlings, weanlings & foals	22,000
Racing	13,500
Work/transportation	11,500
Other activities	10,000
Stallions at stud	4,000

Kentucky Equine

Breed Population

Thoroughbreds	48,500
Quarter Horses	35,000
Walking Horses	28,500
Donkeys & Mules	13,500
American Saddlebreds	12,000
Mountain Horse Breeds	10,500
Standardbreds	9,200
Warmbloods	7,000
Pony Breeds	6,400
Miniature Horses	6,100
Paint Horses	5,500
Draft Horse Breeds	4,800
Arabian and Half-Arabians	4,200
Appaloosas	3,200
Morgans	1,800
Paso Finos	1,200
Hackney Ponies	900
Pintos (excludes Paint)	700
Others	10,500



Metcalfe County Fact Sheet

2022 KENTUCKY EQUINE SURVEY

This data comes from the 2022 Kentucky Equine Survey conducted by the National Agricultural Statistics Service (NASS), with support and assistance by the University of Kentucky College of Agriculture and the Kentucky Horse Council.

It is estimated that there are 1,300 horses in Metcalfe County, residing on 280 equine operations. The total value of Metcalfe County's equine and equine-related assets was \$5.71 million. Full details of the report may be found online at equine.ca.uky.edu/kyequinesurvey.

For the purposes of this study, an "equine operation" is defined as an address on which at least one horse, pony, donkey or mule resides. From this study, it was determined that an equine operation encompasses the large breeding farms, property on which equines are kept for personal use and other land with a primary use that may not be equine-related, such as a cattle operation or crop farm. It is estimated that there are a total of 31,000 equine operations throughout Kentucky. These equine operations accounted for a total of 4.3 million acres of land, of which 900,000 acres were devoted to equine-related activities.



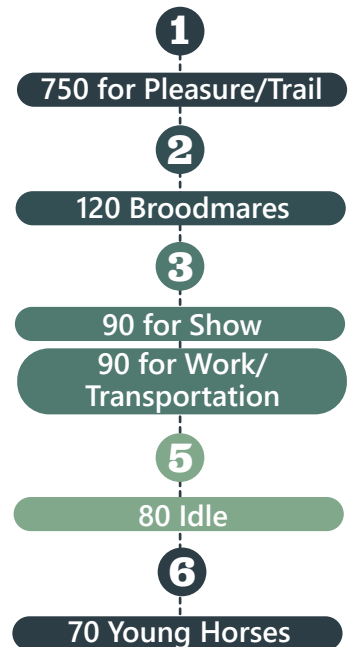
Metcalfe County Equine Facts

Total Equine Population: 1,300
 Total Equine Operations: 280
 Total Equine Acres: 7,500
 Income From Services: \$375,000
 Number of Equine Sold: 280
 Value of Equine Sold: \$1,950,000

Top Three Breeds



Top 6 Uses of Horses



Kentucky State Fact Sheet

2022 KENTUCKY EQUINE SURVEY

Kentucky

Equine Facts

Total Equine Population:	209,500
Total Equine Operations:	31,000
Total Equine Acres:	900,000
Total Operating Expenditures:	\$1 billion
Capital Expenditures:	\$535 million
Income from Sales and Services:	\$2 billion
Value of Equine and Equine-Related Assets:	\$27.7 billion

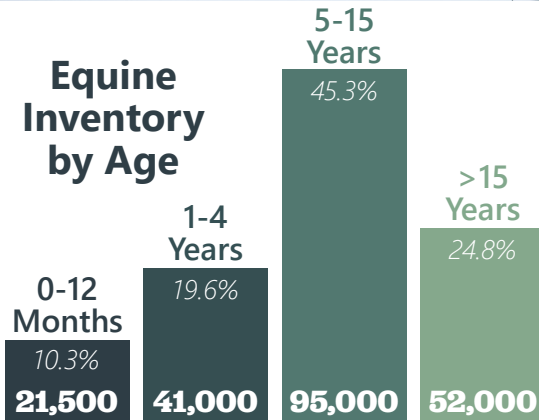


© Photo by: Marik Pearson / UK AgComm

Labor on Equine Operations



Equine Inventory by Age



Primary Uses of Kentucky's Equines

Trail riding/pleasure	62,500
Broodmares	33,500
Idle/not working	32,500
Competition/show	20,000
Yearlings, weanlings & foals	22,000
Racing	13,500
Work/transportation	11,500
Other activities	10,000
Stallions at stud	4,000

Kentucky Equine

Breed Population

Thoroughbreds	48,500
Quarter Horses	35,000
Walking Horses	28,500
Donkeys & Mules	13,500
American Saddlebreds	12,000
Mountain Horse Breeds	10,500
Standardbreds	9,200
Warmbloods	7,000
Pony Breeds	6,400
Miniature Horses	6,100
Paint Horses	5,500
Draft Horse Breeds	4,800
Arabian and Half-Arabians	4,200
Appaloosas	3,200
Morgans	1,800
Paso Finos	1,200
Hackney Ponies	900
Pintos (excludes Paint)	700
Others	10,500



Monroe County Fact Sheet

2022 KENTUCKY EQUINE SURVEY

This data comes from the 2022 Kentucky Equine Survey conducted by the National Agricultural Statistics Service (NASS), with support and assistance by the University of Kentucky College of Agriculture and the Kentucky Horse Council.

It is estimated that there are 950 horses in Monroe County, residing on 240 equine operations. The total value of Monroe County's equine and equine-related assets was \$2.9 million. Full details of the report may be found online at equine.ca.uky.edu/kyequinesurvey.

For the purposes of this study, an "equine operation" is defined as an address on which at least one horse, pony, donkey or mule resides. From this study, it was determined that an equine operation encompasses the large breeding farms, property on which equines are kept for personal use and other land with a primary use that may not be equine-related, such as a cattle operation or crop farm. It is estimated that there are a total of 31,000 equine operations throughout Kentucky. These equine operations accounted for a total of 4.3 million acres of land, of which 900,000 acres were devoted to equine-related activities.



Abra Milenthal



Mark Pearson



Erin DesNoyers



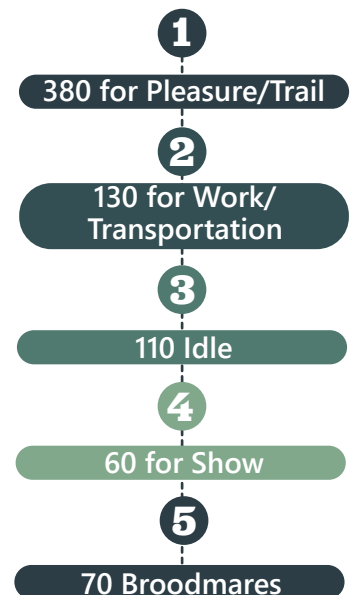
Mark Pearson

Monroe County Equine Facts

Total Equine Population:	950
Total Equine Operations:	240
Total Equine Acres:	3,700
Income From Services:	N/A
Number of Equine Sold:	140
Value of Equine Sold:	\$395,000



Top 5 Uses of Horses



Kentucky State Fact Sheet

2022 KENTUCKY EQUINE SURVEY

Kentucky

Equine Facts

Total Equine Population:	209,500
Total Equine Operations:	31,000
Total Equine Acres:	900,000
Total Operating Expenditures:	\$1 billion
Capital Expenditures:	\$535 million
Income from Sales and Services:	\$2 billion
Value of Equine and Equine-Related Assets:	\$27.7 billion

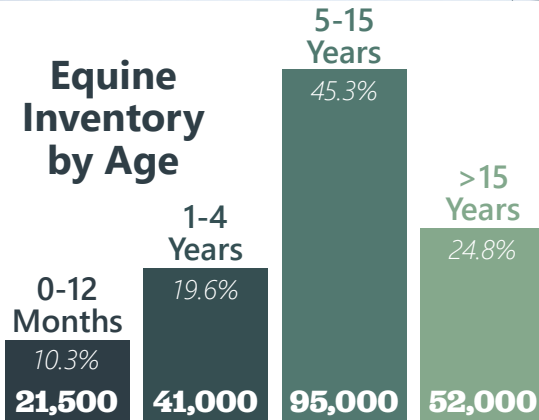


© Photo by: Marik Pearson / UK AgComm

Labor on Equine Operations



Equine Inventory by Age



Primary Uses of Kentucky's Equines

Trail riding/pleasure	62,500
Broodmares	33,500
Idle/not working	32,500
Competition/show	20,000
Yearlings, weanlings & foals	22,000
Racing	13,500
Work/transportation	11,500
Other activities	10,000
Stallions at stud	4,000

Kentucky Equine

Breed Population

Thoroughbreds	48,500
Quarter Horses	35,000
Walking Horses	28,500
Donkeys & Mules	13,500
American Saddlebreds	12,000
Mountain Horse Breeds	10,500
Standardbreds	9,200
Warmbloods	7,000
Pony Breeds	6,400
Miniature Horses	6,100
Paint Horses	5,500
Draft Horse Breeds	4,800
Arabian and Half-Arabians	4,200
Appaloosas	3,200
Morgans	1,800
Paso Finos	1,200
Hackney Ponies	900
Pintos (excludes Paint)	700
Others	10,500



Montgomery County Fact Sheet

2022 KENTUCKY EQUINE SURVEY

This data comes from the 2022 Kentucky Equine Survey conducted by the National Agricultural Statistics Service (NASS), with support and assistance by the University of Kentucky College of Agriculture and the Kentucky Horse Council.

It is estimated that there are 1,500 horses in Montgomery County, residing on 230 equine operations. The total value of Montgomery County's equine and equine-related assets was \$10.58 million. Full details of the report may be found online at equine.ca.uky.edu/kyequinesurvey.

For the purposes of this study, an "equine operation" is defined as an address on which at least one horse, pony, donkey or mule resides. From this study, it was determined that an equine operation encompasses the large breeding farms, property on which equines are kept for personal use and other land with a primary use that may not be equine-related, such as a cattle operation or crop farm. It is estimated that there are a total of 31,000 equine operations throughout Kentucky. These equine operations accounted for a total of 4.3 million acres of land, of which 900,000 acres were devoted to equine-related activities.



Abra Milenthal



Mark Pearson



Mark Pearson




Mark Pearson

Montgomery County Equine Facts

Total Equine Population: 1,500
 Total Equine Operations: 230
 Total Equine Acres: 8,000
 Income From Services: N/A
 Number of Equine Sold: 150
 Value of Equine Sold: \$235,000



Top 5 Uses of Horses



Kentucky State Fact Sheet

2022 KENTUCKY EQUINE SURVEY

Kentucky

Equine Facts

Total Equine Population:	209,500
Total Equine Operations:	31,000
Total Equine Acres:	900,000
Total Operating Expenditures:	\$1 billion
Capital Expenditures:	\$535 million
Income from Sales and Services:	\$2 billion
Value of Equine and Equine-Related Assets:	\$27.7 billion

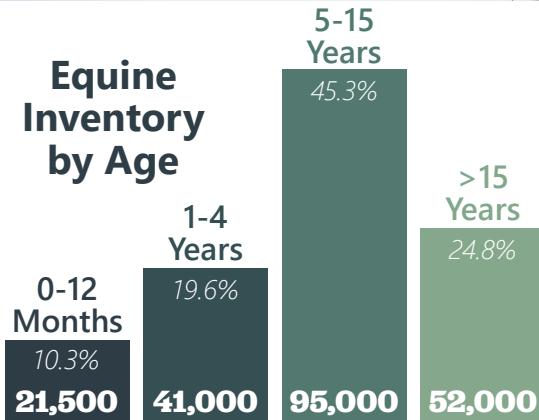


© Photo by: Marik Pearson / UK AgComm

Labor on Equine Operations



Equine Inventory by Age



Primary Uses of Kentucky's Equines

Trail riding/pleasure	62,500
Broodmares	33,500
Idle/not working	32,500
Competition/show	20,000
Yearlings, weanlings & foals	22,000
Racing	13,500
Work/transportation	11,500
Other activities	10,000
Stallions at stud	4,000

Kentucky Equine

Breed Population

Thoroughbreds	48,500
Quarter Horses	35,000
Walking Horses	28,500
Donkeys & Mules	13,500
American Saddlebreds	12,000
Mountain Horse Breeds	10,500
Standardbreds	9,200
Warmbloods	7,000
Pony Breeds	6,400
Miniature Horses	6,100
Paint Horses	5,500
Draft Horse Breeds	4,800
Arabian and Half-Arabians	4,200
Appaloosas	3,200
Morgans	1,800
Paso Finos	1,200
Hackney Ponies	900
Pintos (excludes Paint)	700
Others	10,500



Morgan County Fact Sheet

2022 KENTUCKY EQUINE SURVEY

This data comes from the 2022 Kentucky Equine Survey conducted by the National Agricultural Statistics Service (NASS), with support and assistance by the University of Kentucky College of Agriculture and the Kentucky Horse Council.

It is estimated that there are 1,800 horses in Morgan County, residing on 330 equine operations. The total value of Morgan County's equine and equine-related assets was \$5.58 million. Full details of the report may be found online at equine.ca.uky.edu/kyequinesurvey.

For the purposes of this study, an "equine operation" is defined as an address on which at least one horse, pony, donkey or mule resides. From this study, it was determined that an equine operation encompasses the large breeding farms, property on which equines are kept for personal use and other land with a primary use that may not be equine-related, such as a cattle operation or crop farm. It is estimated that there are a total of 31,000 equine operations throughout Kentucky. These equine operations accounted for a total of 4.3 million acres of land, of which 900,000 acres were devoted to equine-related activities.



Abra Milienthal



Mark Pearson



Mark Pearson



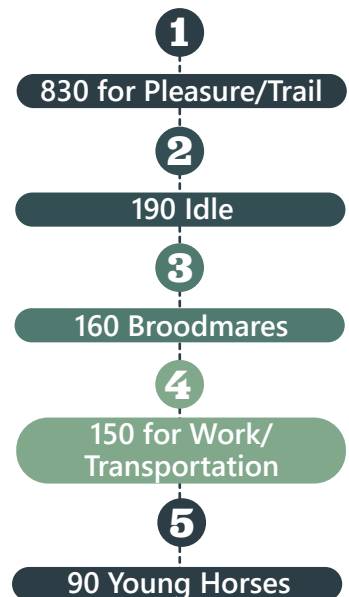
Kentucky Horse Council

Morgan County Equine Facts

Total Equine Population: 1,800
 Total Equine Operations: 330
 Total Equine Acres: 10,000
 Income From Services: N/A
 Number of Equine Sold: 200
 Value of Equine Sold: \$690,000



Top 5 Uses of Horses



Kentucky State Fact Sheet

2022 KENTUCKY EQUINE SURVEY

Kentucky

Equine Facts

Total Equine Population:	209,500
Total Equine Operations:	31,000
Total Equine Acres:	900,000
Total Operating Expenditures:	\$1 billion
Capital Expenditures:	\$535 million
Income from Sales and Services:	\$2 billion
Value of Equine and Equine-Related Assets:	\$27.7 billion



© Photo by: Marik Pearson / UK AgComm

Labor on Equine Operations



Equine Inventory by Age



Primary Uses of Kentucky's Equines

Trail riding/pleasure	62,500
Broodmares	33,500
Idle/not working	32,500
Competition/show	20,000
Yearlings, weanlings & foals	22,000
Racing	13,500
Work/transportation	11,500
Other activities	10,000
Stallions at stud	4,000

Kentucky Equine

Breed Population

Thoroughbreds	48,500
Quarter Horses	35,000
Walking Horses	28,500
Donkeys & Mules	13,500
American Saddlebreds	12,000
Mountain Horse Breeds	10,500
Standardbreds	9,200
Warmbloods	7,000
Pony Breeds	6,400
Miniature Horses	6,100
Paint Horses	5,500
Draft Horse Breeds	4,800
Arabian and Half-Arabians	4,200
Appaloosas	3,200
Morgans	1,800
Paso Finos	1,200
Hackney Ponies	900
Pintos (excludes Paint)	700
Others	10,500



Muhlenberg County Fact Sheet

2022 KENTUCKY EQUINE SURVEY

This data comes from the 2022 Kentucky Equine Survey conducted by the National Agricultural Statistics Service (NASS), with support and assistance by the University of Kentucky College of Agriculture and the Kentucky Horse Council.

It is estimated that there are 1,400 horses in Muhlenberg County, residing on 260 equine operations. The total value of Muhlenberg County's equine and equine-related assets was \$4.48 million. Full details of the report may be found online at equine.ca.uky.edu/kyequinesurvey.

For the purposes of this study, an "equine operation" is defined as an address on which at least one horse, pony, donkey or mule resides. From this study, it was determined that an equine operation encompasses the large breeding farms, property on which equines are kept for personal use and other land with a primary use that may not be equine-related, such as a cattle operation or crop farm. It is estimated that there are a total of 31,000 equine operations throughout Kentucky. These equine operations accounted for a total of 4.3 million acres of land, of which 900,000 acres were devoted to equine-related activities.



Abra Milenthal



Mark Pearson



Mark Pearson




Sydney Segal

Muhlenberg County Equine Facts

Total Equine Population: 1,400
 Total Equine Operations: 260
 Total Equine Acres: 5,400
 Income From Services: N/A
 Number of Equine Sold: 250
 Value of Equine Sold: N/A



Top 5 Uses of Horses



Kentucky State Fact Sheet

2022 KENTUCKY EQUINE SURVEY

Kentucky

Equine Facts

Total Equine Population:	209,500
Total Equine Operations:	31,000
Total Equine Acres:	900,000
Total Operating Expenditures:	\$1 billion
Capital Expenditures:	\$535 million
Income from Sales and Services:	\$2 billion
Value of Equine and Equine-Related Assets:	\$27.7 billion

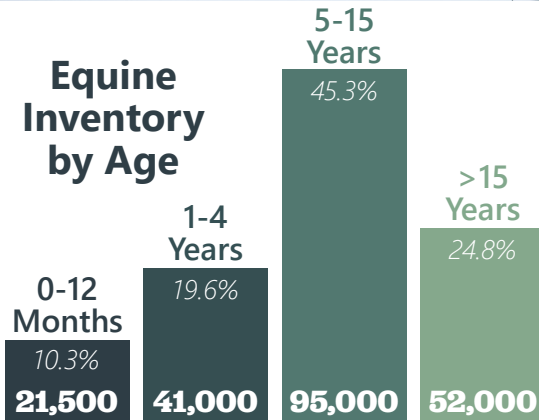


© Photo by: Marik Pearson / UK AgComm

Labor on Equine Operations



Equine Inventory by Age



Primary Uses of Kentucky's Equines

Trail riding/pleasure	62,500
Broodmares	33,500
Idle/not working	32,500
Competition/show	20,000
Yearlings, weanlings & foals	22,000
Racing	13,500
Work/transportation	11,500
Other activities	10,000
Stallions at stud	4,000

Kentucky Equine

Breed Population

Thoroughbreds	48,500
Quarter Horses	35,000
Walking Horses	28,500
Donkeys & Mules	13,500
American Saddlebreds	12,000
Mountain Horse Breeds	10,500
Standardbreds	9,200
Warmbloods	7,000
Pony Breeds	6,400
Miniature Horses	6,100
Paint Horses	5,500
Draft Horse Breeds	4,800
Arabian and Half-Arabians	4,200
Appaloosas	3,200
Morgans	1,800
Paso Finos	1,200
Hackney Ponies	900
Pintos (excludes Paint)	700
Others	10,500



Nelson County Fact Sheet

2022 KENTUCKY EQUINE SURVEY

This data comes from the 2022 Kentucky Equine Survey conducted by the National Agricultural Statistics Service (NASS), with support and assistance by the University of Kentucky College of Agriculture and the Kentucky Horse Council.

It is estimated that there are 2,100 horses in Nelson County, residing on 450 equine operations. The total value of Nelson County's equine and equine-related assets was \$13.98 million. Full details of the report may be found online at equine.ca.uky.edu/kyequinesurvey.

For the purposes of this study, an "equine operation" is defined as an address on which at least one horse, pony, donkey or mule resides. From this study, it was determined that an equine operation encompasses the large breeding farms, property on which equines are kept for personal use and other land with a primary use that may not be equine-related, such as a cattle operation or crop farm. It is estimated that there are a total of 31,000 equine operations throughout Kentucky. These equine operations accounted for a total of 4.3 million acres of land, of which 900,000 acres were devoted to equine-related activities.



Nathan Frisby



Mark Pearson



Konor Copeland




Mark Pearson

Nelson County Equine Facts

Total Equine Population: 2,100
 Total Equine Operations: 450
 Total Equine Acres: 7,800
 Income From Services: \$400,000
 Number of Equine Sold: 300
 Value of Equine Sold: \$2,600,000



Top 6 Uses of Horses



Kentucky State Fact Sheet

2022 KENTUCKY EQUINE SURVEY

Kentucky

Equine Facts

Total Equine Population:	209,500
Total Equine Operations:	31,000
Total Equine Acres:	900,000
Total Operating Expenditures:	\$1 billion
Capital Expenditures:	\$535 million
Income from Sales and Services:	\$2 billion
Value of Equine and Equine-Related Assets:	\$27.7 billion

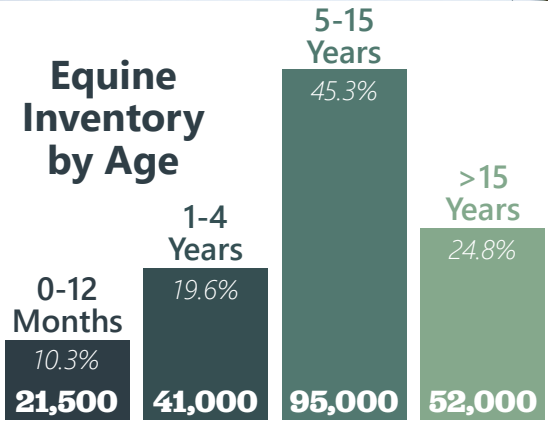


© Photo by: Marik Pearson / UK AgComm

Labor on Equine Operations



Equine Inventory by Age



Primary Uses of Kentucky's Equines

Trail riding/pleasure	62,500
Broodmares	33,500
Idle/not working	32,500
Competition/show	20,000
Yearlings, weanlings & foals	22,000
Racing	13,500
Work/transportation	11,500
Other activities	10,000
Stallions at stud	4,000

Kentucky Equine

Breed Population

Thoroughbreds	48,500
Quarter Horses	35,000
Walking Horses	28,500
Donkeys & Mules	13,500
American Saddlebreds	12,000
Mountain Horse Breeds	10,500
Standardbreds	9,200
Warmbloods	7,000
Pony Breeds	6,400
Miniature Horses	6,100
Paint Horses	5,500
Draft Horse Breeds	4,800
Arabian and Half-Arabians	4,200
Appaloosas	3,200
Morgans	1,800
Paso Finos	1,200
Hackney Ponies	900
Pintos (excludes Paint)	700
Others	10,500



Nicholas County Fact Sheet

2022 KENTUCKY EQUINE SURVEY

This data comes from the 2022 Kentucky Equine Survey conducted by the National Agricultural Statistics Service (NASS), with support and assistance by the University of Kentucky College of Agriculture and the Kentucky Horse Council.

It is estimated that there are 1,500 horses in Nicholas County, residing on 200 equine operations. The total value of Nicholas County's equine and equine-related assets was \$9.63 million. Full details of the report may be found online at equine.ca.uky.edu/kyequinesurvey.

For the purposes of this study, an "equine operation" is defined as an address on which at least one horse, pony, donkey or mule resides. From this study, it was determined that an equine operation encompasses the large breeding farms, property on which equines are kept for personal use and other land with a primary use that may not be equine-related, such as a cattle operation or crop farm. It is estimated that there are a total of 31,000 equine operations throughout Kentucky. These equine operations accounted for a total of 4.3 million acres of land, of which 900,000 acres were devoted to equine-related activities.



Abra Milenthal



Mark Pearson



Mark Pearson



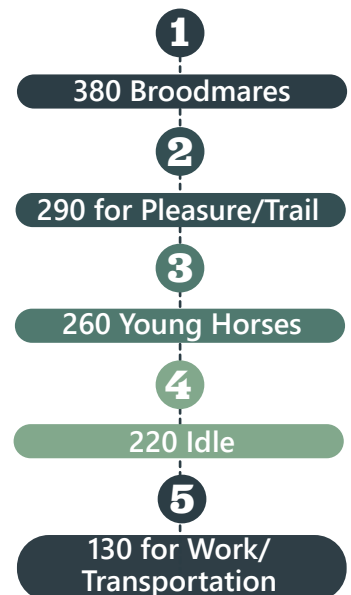
Sophia Schindler

Nicholas County Equine Facts

Total Equine Population:	1,500
Total Equine Operations:	200
Total Equine Acres:	7,600
Income From Services:	N/A
Number of Equine Sold:	180
Value of Equine Sold:	N/A



Top 5 Uses of Horses



Kentucky State Fact Sheet

2022 KENTUCKY EQUINE SURVEY

Kentucky

Equine Facts

Total Equine Population:	209,500
Total Equine Operations:	31,000
Total Equine Acres:	900,000
Total Operating Expenditures:	\$1 billion
Capital Expenditures:	\$535 million
Income from Sales and Services:	\$2 billion
Value of Equine and Equine-Related Assets:	\$27.7 billion

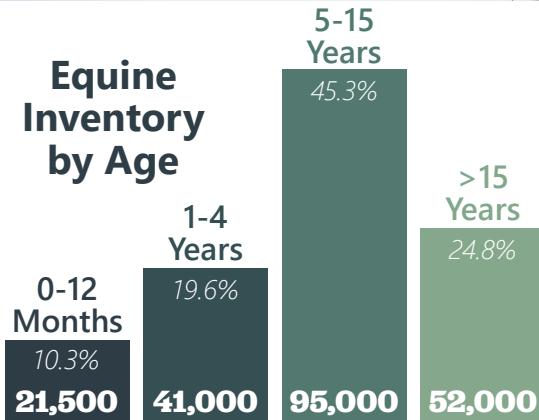


© Photo by: Marik Pearson / UK AgComm

Labor on Equine Operations



Equine Inventory by Age



Primary Uses of Kentucky's Equines

Trail riding/pleasure	62,500
Broodmares	33,500
Idle/not working	32,500
Competition/show	20,000
Yearlings, weanlings & foals	22,000
Racing	13,500
Work/transportation	11,500
Other activities	10,000
Stallions at stud	4,000

Kentucky Equine

Breed Population

Thoroughbreds	48,500
Quarter Horses	35,000
Walking Horses	28,500
Donkeys & Mules	13,500
American Saddlebreds	12,000
Mountain Horse Breeds	10,500
Standardbreds	9,200
Warmbloods	7,000
Pony Breeds	6,400
Miniature Horses	6,100
Paint Horses	5,500
Draft Horse Breeds	4,800
Arabian and Half-Arabians	4,200
Appaloosas	3,200
Morgans	1,800
Paso Finos	1,200
Hackney Ponies	900
Pintos (excludes Paint)	700
Others	10,500



Ohio County Fact Sheet

2022 KENTUCKY EQUINE SURVEY

This data comes from the 2022 Kentucky Equine Survey conducted by the National Agricultural Statistics Service (NASS), with support and assistance by the University of Kentucky College of Agriculture and the Kentucky Horse Council.

It is estimated that there are 900 horses in Ohio County, residing on 240 equine operations. The total value of Ohio County's equine and equine-related assets was \$4.4 million. Full details of the report may be found online at equine.ca.uky.edu/kyequinesurvey.

For the purposes of this study, an "equine operation" is defined as an address on which at least one horse, pony, donkey or mule resides. From this study, it was determined that an equine operation encompasses the large breeding farms, property on which equines are kept for personal use and other land with a primary use that may not be equine-related, such as a cattle operation or crop farm. It is estimated that there are a total of 31,000 equine operations throughout Kentucky. These equine operations accounted for a total of 4.3 million acres of land, of which 900,000 acres were devoted to equine-related activities.



Abra Milenthal



Mark Pearson



Nathan Frisby



Mark Pearson

Ohio County

Equine Facts

Total Equine Population:	900
Total Equine Operations:	240
Total Equine Acres:	4,100
Income From Services:	N/A
Number of Equine Sold:	90
Value of Equine Sold:	\$110,000



Top 5 Uses of Horses



Kentucky State Fact Sheet

2022 KENTUCKY EQUINE SURVEY

Kentucky

Equine Facts

Total Equine Population:	209,500
Total Equine Operations:	31,000
Total Equine Acres:	900,000
Total Operating Expenditures:	\$1 billion
Capital Expenditures:	\$535 million
Income from Sales and Services:	\$2 billion
Value of Equine and Equine-Related Assets:	\$27.7 billion



© Photo by: Marik Pearson / UK AgComm

Labor on Equine Operations



Equine Inventory by Age



Primary Uses of Kentucky's Equines

Trail riding/pleasure	62,500
Broodmares	33,500
Idle/not working	32,500
Competition/show	20,000
Yearlings, weanlings & foals	22,000
Racing	13,500
Work/transportation	11,500
Other activities	10,000
Stallions at stud	4,000

Kentucky Equine

Breed Population

Thoroughbreds	48,500
Quarter Horses	35,000
Walking Horses	28,500
Donkeys & Mules	13,500
American Saddlebreds	12,000
Mountain Horse Breeds	10,500
Standardbreds	9,200
Warmbloods	7,000
Pony Breeds	6,400
Miniature Horses	6,100
Paint Horses	5,500
Draft Horse Breeds	4,800
Arabian and Half-Arabians	4,200
Appaloosas	3,200
Morgans	1,800
Paso Finos	1,200
Hackney Ponies	900
Pintos (excludes Paint)	700
Others	10,500



Oldham County Fact Sheet

2022 KENTUCKY EQUINE SURVEY

This data comes from the 2022 Kentucky Equine Survey conducted by the National Agricultural Statistics Service (NASS), with support and assistance by the University of Kentucky College of Agriculture and the Kentucky Horse Council.

It is estimated that there are 3,800 horses in Oldham County, residing on 400 equine operations. The total value of Oldham County's equine and equine-related assets was \$196.22 million. Full details of the report may be found online at equine.ca.uky.edu/kyequinesurvey.

For the purposes of this study, an "equine operation" is defined as an address on which at least one horse, pony, donkey or mule resides. From this study, it was determined that an equine operation encompasses the large breeding farms, property on which equines are kept for personal use and other land with a primary use that may not be equine-related, such as a cattle operation or crop farm. It is estimated that there are a total of 31,000 equine operations throughout Kentucky. These equine operations accounted for a total of 4.3 million acres of land, of which 900,000 acres were devoted to equine-related activities.



Abra Milenthal



Mark Pearson



Mark Pearson




Konor Copeland

Oldham County Equine Facts

Total Equine Population: 3,800
 Total Equine Operations: 400
 Total Equine Acres: 18,000
 Income From Services: ..\$20,500,000
 Number of Equine Sold: N/A
 Value of Equine Sold:\$28,500,000



Top 6 Uses of Horses



Oldham County Rankings

#6 in Equine Acres and Equine Value
 #7 in Equine Operation Income
 #8 in Equine Population



Kentucky State Fact Sheet

2022 KENTUCKY EQUINE SURVEY

Kentucky

Equine Facts

Total Equine Population:	209,500
Total Equine Operations:	31,000
Total Equine Acres:	900,000
Total Operating Expenditures:	\$1 billion
Capital Expenditures:	\$535 million
Income from Sales and Services:	\$2 billion
Value of Equine and Equine-Related Assets:	\$27.7 billion

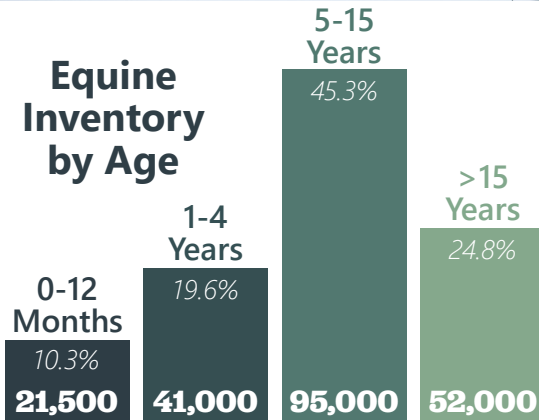


© Photo by: Marik Pearson / UK AgComm

Labor on Equine Operations



Equine Inventory by Age



Primary Uses of Kentucky's Equines

Trail riding/pleasure	62,500
Broodmares	33,500
Idle/not working	32,500
Competition/show	20,000
Yearlings, weanlings & foals	22,000
Racing	13,500
Work/transportation	11,500
Other activities	10,000
Stallions at stud	4,000

Kentucky Equine

Breed Population

Thoroughbreds	48,500
Quarter Horses	35,000
Walking Horses	28,500
Donkeys & Mules	13,500
American Saddlebreds	12,000
Mountain Horse Breeds	10,500
Standardbreds	9,200
Warmbloods	7,000
Pony Breeds	6,400
Miniature Horses	6,100
Paint Horses	5,500
Draft Horse Breeds	4,800
Arabian and Half-Arabians	4,200
Appaloosas	3,200
Morgans	1,800
Paso Finos	1,200
Hackney Ponies	900
Pintos (excludes Paint)	700
Others	10,500



Owen County Fact Sheet

2022 KENTUCKY EQUINE SURVEY

This data comes from the 2022 Kentucky Equine Survey conducted by the National Agricultural Statistics Service (NASS), with support and assistance by the University of Kentucky College of Agriculture and the Kentucky Horse Council.

It is estimated that there are 800 horses in Owen County, residing on 160 equine operations. The total value of Owen County's equine and equine-related assets was \$4.65 million. Full details of the report may be found online at equine.ca.uky.edu/kyequinesurvey.

For the purposes of this study, an "equine operation" is defined as an address on which at least one horse, pony, donkey or mule resides. From this study, it was determined that an equine operation encompasses the large breeding farms, property on which equines are kept for personal use and other land with a primary use that may not be equine-related, such as a cattle operation or crop farm. It is estimated that there are a total of 31,000 equine operations throughout Kentucky. These equine operations accounted for a total of 4.3 million acres of land, of which 900,000 acres were devoted to equine-related activities.



Abra Milenthal



Mark Pearson



Mark Pearson



Erin DesNoyers

Owen County

Equine Facts

Total Equine Population:	800
Total Equine Operations:	160
Total Equine Acres:	7,700
Income From Services:	N/A
Number of Equine Sold:	80
Value of Equine Sold:	\$200,000



Top 5 Uses of Horses



Kentucky State Fact Sheet

2022 KENTUCKY EQUINE SURVEY

Kentucky

Equine Facts

Total Equine Population:	209,500
Total Equine Operations:	31,000
Total Equine Acres:	900,000
Total Operating Expenditures:	\$1 billion
Capital Expenditures:	\$535 million
Income from Sales and Services:	\$2 billion
Value of Equine and Equine-Related Assets:	\$27.7 billion

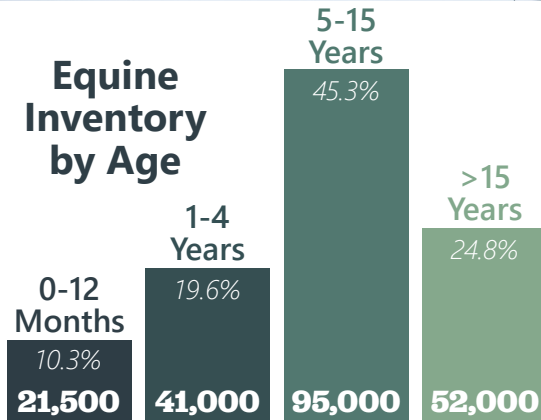


© Photo by: Marik Pearson / UK AgComm

Labor on Equine Operations



Equine Inventory by Age



Primary Uses of Kentucky's Equines

Trail riding/pleasure	62,500
Broodmares	33,500
Idle/not working	32,500
Competition/show	20,000
Yearlings, weanlings & foals	22,000
Racing	13,500
Work/transportation	11,500
Other activities	10,000
Stallions at stud	4,000

Kentucky Equine

Breed Population

Thoroughbreds	48,500
Quarter Horses	35,000
Walking Horses	28,500
Donkeys & Mules	13,500
American Saddlebreds	12,000
Mountain Horse Breeds	10,500
Standardbreds	9,200
Warmbloods	7,000
Pony Breeds	6,400
Miniature Horses	6,100
Paint Horses	5,500
Draft Horse Breeds	4,800
Arabian and Half-Arabians	4,200
Appaloosas	3,200
Morgans	1,800
Paso Finos	1,200
Hackney Ponies	900
Pintos (excludes Paint)	700
Others	10,500




Owsley County Fact Sheet

2022 KENTUCKY EQUINE SURVEY

This data comes from the 2022 Kentucky Equine Survey conducted by the National Agricultural Statistics Service (NASS), with support and assistance by the University of Kentucky College of Agriculture and the Kentucky Horse Council.

It is estimated that there are 600 horses in Owsley County, residing on 80 equine operations. The total value of Owsley County's equine and equine-related assets was \$2.16 million. Full details of the report may be found online at equine.ca.uky.edu/kyequinesurvey.

For the purposes of this study, an "equine operation" is defined as an address on which at least one horse, pony, donkey or mule resides. From this study, it was determined that an equine operation encompasses the large breeding farms, property on which equines are kept for personal use and other land with a primary use that may not be equine-related, such as a cattle operation or crop farm. It is estimated that there are a total of 31,000 equine operations throughout Kentucky. These equine operations accounted for a total of 4.3 million acres of land, of which 900,000 acres were devoted to equine-related activities.



Mark Pearson



Nathan Frisby



Mark Pearson



Abra Milenthal

Owsley County

Equine Facts

Total Equine Population:	600
Total Equine Operations:	80
Total Equine Acres:	2,600
Income from Services:	N/A
Number of Equine Sold:	N/A
Vallue of Equine Sold:	N/A



1 Mountain Horses
Population of 250
Value of \$1,012,500

Top 2 Uses of Horses

- 130 Broodmares
- 30 Idle



Kentucky State Fact Sheet

2022 KENTUCKY EQUINE SURVEY

Kentucky

Equine Facts

Total Equine Population:	209,500
Total Equine Operations:	31,000
Total Equine Acres:	900,000
Total Operating Expenditures:	\$1 billion
Capital Expenditures:	\$535 million
Income from Sales and Services:	\$2 billion
Value of Equine and Equine-Related Assets:	\$27.7 billion

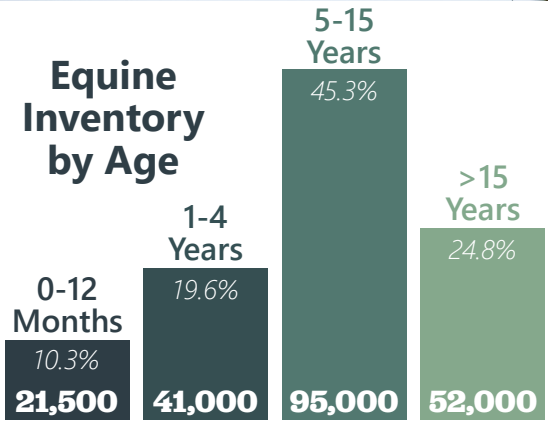


© Photo by: Marik Pearson / UK AgComm

Labor on Equine Operations



Equine Inventory by Age



Primary Uses of Kentucky's Equines

Trail riding/pleasure	62,500
Broodmares	33,500
Idle/not working	32,500
Competition/show	20,000
Yearlings, weanlings & foals	22,000
Racing	13,500
Work/transportation	11,500
Other activities	10,000
Stallions at stud	4,000

Kentucky Equine

Breed Population

Thoroughbreds	48,500
Quarter Horses	35,000
Walking Horses	28,500
Donkeys & Mules	13,500
American Saddlebreds	12,000
Mountain Horse Breeds	10,500
Standardbreds	9,200
Warmbloods	7,000
Pony Breeds	6,400
Miniature Horses	6,100
Paint Horses	5,500
Draft Horse Breeds	4,800
Arabian and Half-Arabians	4,200
Appaloosas	3,200
Morgans	1,800
Paso Finos	1,200
Hackney Ponies	900
Pintos (excludes Paint)	700
Others	10,500



Pendleton County Fact Sheet

2022 KENTUCKY EQUINE SURVEY

This data comes from the 2022 Kentucky Equine Survey conducted by the National Agricultural Statistics Service (NASS), with support and assistance by the University of Kentucky College of Agriculture and the Kentucky Horse Council.

It is estimated that there are 1,800 horses in Pendleton County, residing on 300 equine operations. The total value of Pendleton County's equine and equine-related assets was \$9.03 million. Full details of the report may be found online at equine.ca.uky.edu/kyequinesurvey.


For the purposes of this study, an "equine operation" is defined as an address on which at least one horse, pony, donkey or mule resides. From this study, it was determined that an equine operation encompasses the large breeding farms, property on which equines are kept for personal use and other land with a primary use that may not be equine-related, such as a cattle operation or crop farm. It is estimated that there are a total of 31,000 equine operations throughout Kentucky. These equine operations accounted for a total of 4.3 million acres of land, of which 900,000 acres were devoted to equine-related activities.



Abra Milenthal



Mark Pearson



Mark Pearson



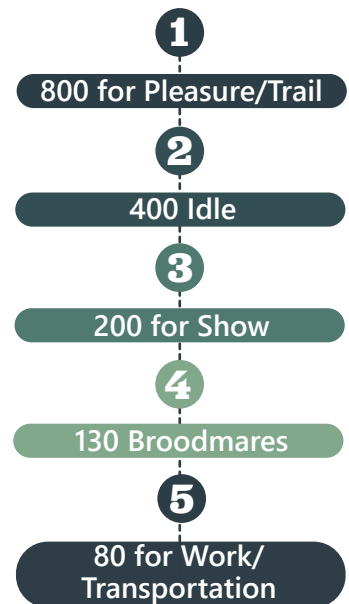
Sophia Schineler

Pendleton County Equine Facts

Total Equine Population: 1,800
 Total Equine Operations: 300
 Total Equine Acres: 8,700
 Income From Services: \$1,100,000
 Number of Equine Sold: 170
 Value of Equine Sold: \$1,500,000



Top 5 Uses of Horses



Kentucky State Fact Sheet

2022 KENTUCKY EQUINE SURVEY

Kentucky

Equine Facts

Total Equine Population:	209,500
Total Equine Operations:	31,000
Total Equine Acres:	900,000
Total Operating Expenditures:	\$1 billion
Capital Expenditures:	\$535 million
Income from Sales and Services:	\$2 billion
Value of Equine and Equine-Related Assets:	\$27.7 billion



© Photo by: Marik Pearson / UK AgComm

Labor on Equine Operations



Equine Inventory by Age



Primary Uses of Kentucky's Equines

Trail riding/pleasure	62,500
Broodmares	33,500
Idle/not working	32,500
Competition/show	20,000
Yearlings, weanlings & foals	22,000
Racing	13,500
Work/transportation	11,500
Other activities	10,000
Stallions at stud	4,000

Kentucky Equine

Breed Population

Thoroughbreds	48,500
Quarter Horses	35,000
Walking Horses	28,500
Donkeys & Mules	13,500
American Saddlebreds	12,000
Mountain Horse Breeds	10,500
Standardbreds	9,200
Warmbloods	7,000
Pony Breeds	6,400
Miniature Horses	6,100
Paint Horses	5,500
Draft Horse Breeds	4,800
Arabian and Half-Arabians	4,200
Appaloosas	3,200
Morgans	1,800
Paso Finos	1,200
Hackney Ponies	900
Pintos (excludes Paint)	700
Others	10,500



Powell County Fact Sheet

2022 KENTUCKY EQUINE SURVEY

This data comes from the 2022 Kentucky Equine Survey conducted by the National Agricultural Statistics Service (NASS), with support and assistance by the University of Kentucky College of Agriculture and the Kentucky Horse Council.

It is estimated that there are 650 horses in Powell County, residing on 100 equine operations. The total value of Powell County's equine and equine-related assets was \$1.81 million. Full details of the report may be found online at equine.ca.uky.edu/kyequinesurvey.

For the purposes of this study, an "equine operation" is defined as an address on which at least one horse, pony, donkey or mule resides. From this study, it was determined that an equine operation encompasses the large breeding farms, property on which equines are kept for personal use and other land with a primary use that may not be equine-related, such as a cattle operation or crop farm. It is estimated that there are a total of 31,000 equine operations throughout Kentucky. These equine operations accounted for a total of 4.3 million acres of land, of which 900,000 acres were devoted to equine-related activities.



Konor Copeland



Mark Pearson



Jared May



Mark Pearson

Powell County Equine Facts

Total Equine Population:	650
Total Equine Operations:	100
Total Equine Acres:	2,500
Income From Services:	N/A
Number of Equine Sold:	N/A
Value of Equine Sold:	N/A



Top Two Breeds

1 Mountain Horses
Population of 350
Value of \$875,000

2 Walking Horses
Population of 100
Value of \$290,000

Top 4 Uses of Horses



Kentucky State Fact Sheet

2022 KENTUCKY EQUINE SURVEY

Kentucky

Equine Facts

Total Equine Population:	209,500
Total Equine Operations:	31,000
Total Equine Acres:	900,000
Total Operating Expenditures:	\$1 billion
Capital Expenditures:	\$535 million
Income from Sales and Services:	\$2 billion
Value of Equine and Equine-Related Assets:	\$27.7 billion

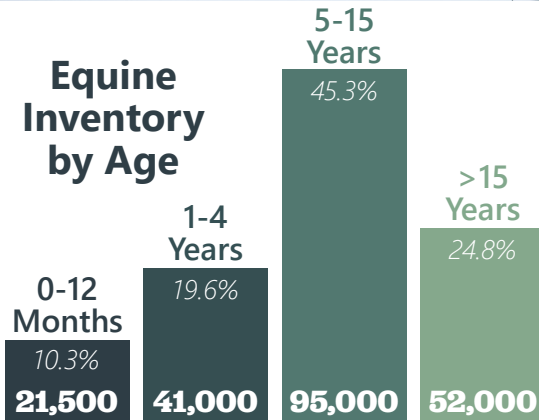


© Photo by: Marik Pearson / UK AgComm

Labor on Equine Operations



Equine Inventory by Age



Primary Uses of Kentucky's Equines

Trail riding/pleasure	62,500
Broodmares	33,500
Idle/not working	32,500
Competition/show	20,000
Yearlings, weanlings & foals	22,000
Racing	13,500
Work/transportation	11,500
Other activities	10,000
Stallions at stud	4,000

Kentucky Equine

Breed Population

Thoroughbreds	48,500
Quarter Horses	35,000
Walking Horses	28,500
Donkeys & Mules	13,500
American Saddlebreds	12,000
Mountain Horse Breeds	10,500
Standardbreds	9,200
Warmbloods	7,000
Pony Breeds	6,400
Miniature Horses	6,100
Paint Horses	5,500
Draft Horse Breeds	4,800
Arabian and Half-Arabians	4,200
Appaloosas	3,200
Morgans	1,800
Paso Finos	1,200
Hackney Ponies	900
Pintos (excludes Paint)	700
Others	10,500



Pulaski County Fact Sheet

2022 KENTUCKY EQUINE SURVEY

This data comes from the 2022 Kentucky Equine Survey conducted by the National Agricultural Statistics Service (NASS), with support and assistance by the University of Kentucky College of Agriculture and the Kentucky Horse Council.

It is estimated that there are 2,800 horses in Pulaski County, residing on 550 equine operations. The total value of Pulaski County's equine and equine-related assets was \$14.26 million. Full details of the report may be found online at equine.ca.uky.edu/kyequinesurvey.

For the purposes of this study, an "equine operation" is defined as an address on which at least one horse, pony, donkey or mule resides. From this study, it was determined that an equine operation encompasses the large breeding farms, property on which equines are kept for personal use and other land with a primary use that may not be equine-related, such as a cattle operation or crop farm. It is estimated that there are a total of 31,000 equine operations throughout Kentucky. These equine operations accounted for a total of 4.3 million acres of land, of which 900,000 acres were devoted to equine-related activities.



Abra Milenthal



Mark Pearson



Mark Pearson



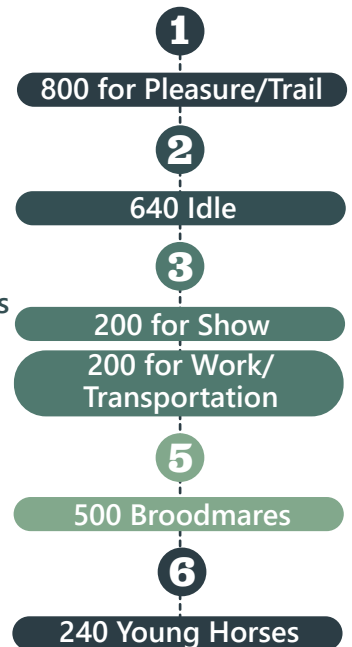
Nathan Frisby

Pulaski County Equine Facts

Total Equine Population: 2,800
 Total Equine Operations: 550
 Total Equine Acres: 9,500
 Income From Services: \$345,000
 Number of Equine Sold: 280
 Value of Equine Sold: \$1,125,000



Top 6 Uses of Horses



Kentucky State Fact Sheet

2022 KENTUCKY EQUINE SURVEY

Kentucky

Equine Facts

Total Equine Population:	209,500
Total Equine Operations:	31,000
Total Equine Acres:	900,000
Total Operating Expenditures:	\$1 billion
Capital Expenditures:	\$535 million
Income from Sales and Services:	\$2 billion
Value of Equine and Equine-Related Assets:	\$27.7 billion

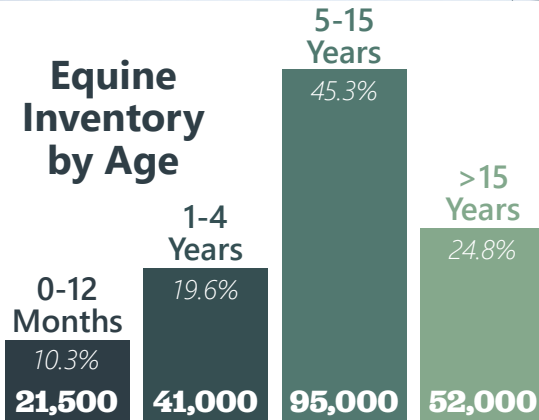


© Photo by: Marik Pearson / UK AgComm

Labor on Equine Operations



Equine Inventory by Age



Primary Uses of Kentucky's Equines

Trail riding/pleasure	62,500
Broodmares	33,500
Idle/not working	32,500
Competition/show	20,000
Yearlings, weanlings & foals	22,000
Racing	13,500
Work/transportation	11,500
Other activities	10,000
Stallions at stud	4,000

Kentucky Equine

Breed Population

Thoroughbreds	48,500
Quarter Horses	35,000
Walking Horses	28,500
Donkeys & Mules	13,500
American Saddlebreds	12,000
Mountain Horse Breeds	10,500
Standardbreds	9,200
Warmbloods	7,000
Pony Breeds	6,400
Miniature Horses	6,100
Paint Horses	5,500
Draft Horse Breeds	4,800
Arabian and Half-Arabians	4,200
Appaloosas	3,200
Morgans	1,800
Paso Finos	1,200
Hackney Ponies	900
Pintos (excludes Paint)	700
Others	10,500



Robertson County Fact Sheet

2022 KENTUCKY EQUINE SURVEY

This data comes from the 2022 Kentucky Equine Survey conducted by the National Agricultural Statistics Service (NASS), with support and assistance by the University of Kentucky College of Agriculture and the Kentucky Horse Council.

It is estimated that there are 300 horses in Robertson County, residing on 80 equine operations. The total value of Robertson County's equine and equine-related assets was \$880,000. Full details of the report may be found online at equine.ca.uky.edu/kyequinesurvey.

For the purposes of this study, an "equine operation" is defined as an address on which at least one horse, pony, donkey or mule resides. From this study, it was determined that an equine operation encompasses the large breeding farms, property on which equines are kept for personal use and other land with a primary use that may not be equine-related, such as a cattle operation or crop farm. It is estimated that there are a total of 31,000 equine operations throughout Kentucky. These equine operations accounted for a total of 4.3 million acres of land, of which 900,000 acres were devoted to equine-related activities.



Mark Pearson



Mark Pearson



Mark Pearson



Abra Mienthal

Robertson County

Equine Facts

Total Equine Population:	300
Total Equine Operations:	80
Total Equine Acres:	3,000
Income from Services:	N/A
Number of Equine Sold:	N/A
Value of Equine Sold:	N/A



1 Walking Horses
Population of 100
Value of \$270,000

Top 2 Uses of Horses

- 1** 110 for Pleasure/Trail
- 2** 120 Idle



Kentucky State Fact Sheet

2022 KENTUCKY EQUINE SURVEY

Kentucky

Equine Facts

Total Equine Population:	209,500
Total Equine Operations:	31,000
Total Equine Acres:	900,000
Total Operating Expenditures:	\$1 billion
Capital Expenditures:	\$535 million
Income from Sales and Services:	\$2 billion
Value of Equine and Equine-Related Assets:	\$27.7 billion

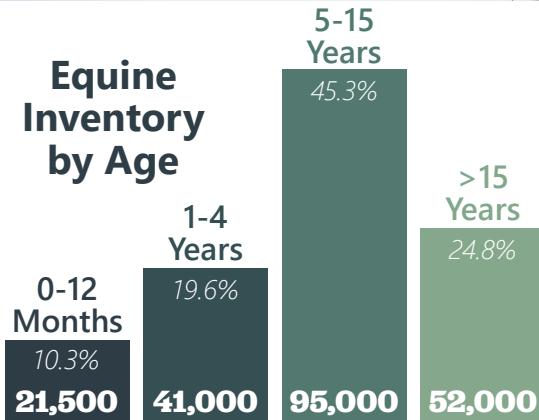


© Photo by: Marik Pearson / UK AgComm

Labor on Equine Operations



Equine Inventory by Age



Primary Uses of Kentucky's Equines

Trail riding/pleasure	62,500
Broodmares	33,500
Idle/not working	32,500
Competition/show	20,000
Yearlings, weanlings & foals	22,000
Racing	13,500
Work/transportation	11,500
Other activities	10,000
Stallions at stud	4,000

Kentucky Equine

Breed Population

Thoroughbreds	48,500
Quarter Horses	35,000
Walking Horses	28,500
Donkeys & Mules	13,500
American Saddlebreds	12,000
Mountain Horse Breeds	10,500
Standardbreds	9,200
Warmbloods	7,000
Pony Breeds	6,400
Miniature Horses	6,100
Paint Horses	5,500
Draft Horse Breeds	4,800
Arabian and Half-Arabians	4,200
Appaloosas	3,200
Morgans	1,800
Paso Finos	1,200
Hackney Ponies	900
Pintos (excludes Paint)	700
Others	10,500



Rockcastle County Fact Sheet

2022 KENTUCKY EQUINE SURVEY

This data comes from the 2022 Kentucky Equine Survey conducted by the National Agricultural Statistics Service (NASS), with support and assistance by the University of Kentucky College of Agriculture and the Kentucky Horse Council.

It is estimated that there are 900 horses in Rockcastle County, residing on 200 equine operations. The total value of Rockcastle County's equine and equine-related assets was \$3.64 million. Full details of the report may be found online at equine.ca.uky.edu/kyequinesurvey.

For the purposes of this study, an "equine operation" is defined as an address on which at least one horse, pony, donkey or mule resides. From this study, it was determined that an equine operation encompasses the large breeding farms, property on which equines are kept for personal use and other land with a primary use that may not be equine-related, such as a cattle operation or crop farm. It is estimated that there are a total of 31,000 equine operations throughout Kentucky. These equine operations accounted for a total of 4.3 million acres of land, of which 900,000 acres were devoted to equine-related activities.



Mark Pearson



Mark Pearson



Kentucky Horse Council



Abra Milenthal

Rockcastle County Equine Facts

Total Equine Population:	900
Total Equine Operations:	200
Total Equine Acres:	5,800
Income From Services:	N/A
Number of Equine Sold:	190
Value of Equine Sold:	N/A

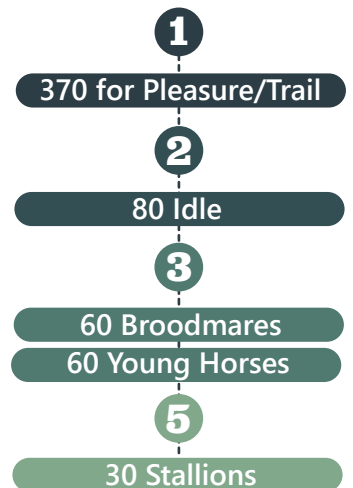


Donkeys & Mules
Population of 100
Value of \$130,000

1 Walking Horses
Population of 450
Value N/A

2 Quarter Horses
Population of 100
Value of \$235,000

Top 5 Uses of Horses



Kentucky State Fact Sheet

2022 KENTUCKY EQUINE SURVEY

Kentucky

Equine Facts

Total Equine Population:	209,500
Total Equine Operations:	31,000
Total Equine Acres:	900,000
Total Operating Expenditures:	\$1 billion
Capital Expenditures:	\$535 million
Income from Sales and Services:	\$2 billion
Value of Equine and Equine-Related Assets:	\$27.7 billion



© Photo by: Marik Pearson / UK AgComm

Labor on Equine Operations



Equine Inventory by Age



Primary Uses of Kentucky's Equines

Trail riding/pleasure	62,500
Broodmares	33,500
Idle/not working	32,500
Competition/show	20,000
Yearlings, weanlings & foals	22,000
Racing	13,500
Work/transportation	11,500
Other activities	10,000
Stallions at stud	4,000

Kentucky Equine

Breed Population

Thoroughbreds	48,500
Quarter Horses	35,000
Walking Horses	28,500
Donkeys & Mules	13,500
American Saddlebreds	12,000
Mountain Horse Breeds	10,500
Standardbreds	9,200
Warmbloods	7,000
Pony Breeds	6,400
Miniature Horses	6,100
Paint Horses	5,500
Draft Horse Breeds	4,800
Arabian and Half-Arabians	4,200
Appaloosas	3,200
Morgans	1,800
Paso Finos	1,200
Hackney Ponies	900
Pintos (excludes Paint)	700
Others	10,500



Rowan County Fact Sheet

2022 KENTUCKY EQUINE SURVEY

This data comes from the 2022 Kentucky Equine Survey conducted by the National Agricultural Statistics Service (NASS), with support and assistance by the University of Kentucky College of Agriculture and the Kentucky Horse Council.

It is estimated that there are 850 horses in Rowan County, residing on 140 equine operations. The total value of Rowan County's equine and equine-related assets was \$3.63 million. Full details of the report may be found online at equine.ca.uky.edu/kyequinesurvey.

For the purposes of this study, an "equine operation" is defined as an address on which at least one horse, pony, donkey or mule resides. From this study, it was determined that an equine operation encompasses the large breeding farms, property on which equines are kept for personal use and other land with a primary use that may not be equine-related, such as a cattle operation or crop farm. It is estimated that there are a total of 31,000 equine operations throughout Kentucky. These equine operations accounted for a total of 4.3 million acres of land, of which 900,000 acres were devoted to equine-related activities.



Mark Pearson



Mark Pearson




Erin DesNoyers



Abra Milenthal

Rowan County Equine Facts

Total Equine Population: 850
 Total Equine Operations: 140
 Total Equine Acres: 5,400
 Income From Services: \$150,000
 Number of Equine Sold: 90
 Value of Equine Sold: \$280,000



Top 4 Uses of Horses



Kentucky State Fact Sheet

2022 KENTUCKY EQUINE SURVEY

Kentucky

Equine Facts

Total Equine Population:	209,500
Total Equine Operations:	31,000
Total Equine Acres:	900,000
Total Operating Expenditures:	\$1 billion
Capital Expenditures:	\$535 million
Income from Sales and Services:	\$2 billion
Value of Equine and Equine-Related Assets:	\$27.7 billion

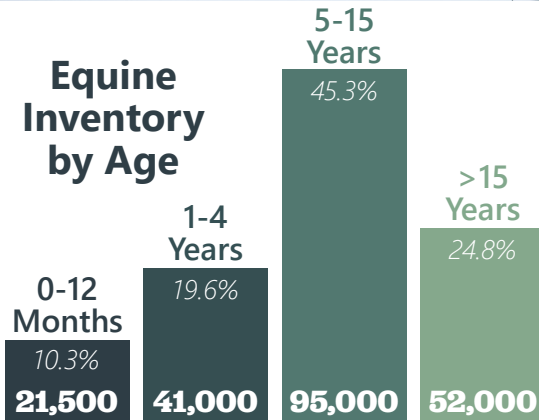


© Photo by: Marik Pearson / UK AgComm

Labor on Equine Operations



Equine Inventory by Age



Primary Uses of Kentucky's Equines

Trail riding/pleasure	62,500
Broodmares	33,500
Idle/not working	32,500
Competition/show	20,000
Yearlings, weanlings & foals	22,000
Racing	13,500
Work/transportation	11,500
Other activities	10,000
Stallions at stud	4,000

Kentucky Equine

Breed Population

Thoroughbreds	48,500
Quarter Horses	35,000
Walking Horses	28,500
Donkeys & Mules	13,500
American Saddlebreds	12,000
Mountain Horse Breeds	10,500
Standardbreds	9,200
Warmbloods	7,000
Pony Breeds	6,400
Miniature Horses	6,100
Paint Horses	5,500
Draft Horse Breeds	4,800
Arabian and Half-Arabians	4,200
Appaloosas	3,200
Morgans	1,800
Paso Finos	1,200
Hackney Ponies	900
Pintos (excludes Paint)	700
Others	10,500



Russell County Fact Sheet

2022 KENTUCKY EQUINE SURVEY

This data comes from the 2022 Kentucky Equine Survey conducted by the National Agricultural Statistics Service (NASS), with support and assistance by the University of Kentucky College of Agriculture and the Kentucky Horse Council.

It is estimated that there are 1,200 horses in Russell County, residing on 210 equine operations. The total value of Russell County's equine and equine-related assets was \$8.32 million. Full details of the report may be found online at equine.ca.uky.edu/kyequinesurvey.

For the purposes of this study, an "equine operation" is defined as an address on which at least one horse, pony, donkey or mule resides. From this study, it was determined that an equine operation encompasses the large breeding farms, property on which equines are kept for personal use and other land with a primary use that may not be equine-related, such as a cattle operation or crop farm. It is estimated that there are a total of 31,000 equine operations throughout Kentucky. These equine operations accounted for a total of 4.3 million acres of land, of which 900,000 acres were devoted to equine-related activities.



Kentucky Horse Council



Mark Pearson



Abra Milenthal



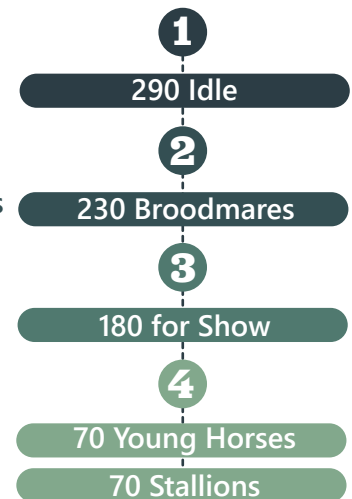
Mark Pearson

Russell County
Equine Facts

Total Equine Population: 1,200
 Total Equine Operations: 210
 Total Equine Acres: 4,400
 Income From Services: N/A
 Number of Equine Sold: 100
 Value of Equine Sold: \$850,000



Top 5 Uses of Horses



Kentucky State Fact Sheet

2022 KENTUCKY EQUINE SURVEY

Kentucky

Equine Facts

Total Equine Population:	209,500
Total Equine Operations:	31,000
Total Equine Acres:	900,000
Total Operating Expenditures:	\$1 billion
Capital Expenditures:	\$535 million
Income from Sales and Services:	\$2 billion
Value of Equine and Equine-Related Assets:	\$27.7 billion

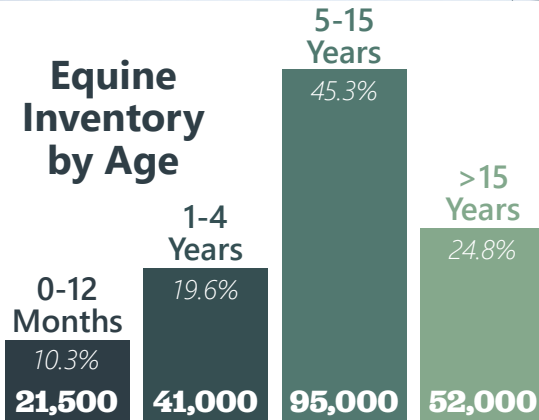


© Photo by: Marik Pearson / UK AgComm

Labor on Equine Operations



Equine Inventory by Age



Primary Uses of Kentucky's Equines

Trail riding/pleasure	62,500
Broodmares	33,500
Idle/not working	32,500
Competition/show	20,000
Yearlings, weanlings & foals	22,000
Racing	13,500
Work/transportation	11,500
Other activities	10,000
Stallions at stud	4,000

Kentucky Equine

Breed Population

Thoroughbreds	48,500
Quarter Horses	35,000
Walking Horses	28,500
Donkeys & Mules	13,500
American Saddlebreds	12,000
Mountain Horse Breeds	10,500
Standardbreds	9,200
Warmbloods	7,000
Pony Breeds	6,400
Miniature Horses	6,100
Paint Horses	5,500
Draft Horse Breeds	4,800
Arabian and Half-Arabians	4,200
Appaloosas	3,200
Morgans	1,800
Paso Finos	1,200
Hackney Ponies	900
Pintos (excludes Paint)	700
Others	10,500



Scott County Fact Sheet

2022 KENTUCKY EQUINE SURVEY

This data comes from the 2022 Kentucky Equine Survey conducted by the National Agricultural Statistics Service (NASS), with support and assistance by the University of Kentucky College of Agriculture and the Kentucky Horse Council.

It is estimated that there are 5,700 horses in Scott County, residing on 650 equine operations. The total value of Scott County's equine and equine-related assets was \$330.34 million. Full details of the report may be found online at equine.ca.uky.edu/kyequinesurvey.

For the purposes of this study, an "equine operation" is defined as an address on which at least one horse, pony, donkey or mule resides. From this study, it was determined that an equine operation encompasses the large breeding farms, property on which equines are kept for personal use and other land with a primary use that may not be equine-related, such as a cattle operation or crop farm. It is estimated that there are a total of 31,000 equine operations throughout Kentucky. These equine operations accounted for a total of 4.3 million acres of land, of which 900,000 acres were devoted to equine-related activities.



Abra Milenthal



Mark Pearson



Mark Pearson



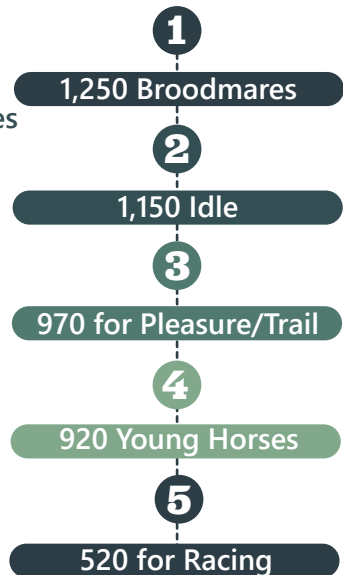
Erin DesNoyers

Scott County Equine Facts

Total Equine Population: 5,700
 Total Equine Operations: 650
 Total Equine Acres: 22,000
 Income From Services: ..\$29,000,000
 Number of Equine Sold: 750
 Value of Equine Sold:\$16,500,000



Top 5 Uses of Horses



Scott County Rankings

#4 in Equine Acres, Equine Value and Number of Equine Sold
 #5 in Equine Operations, Operation Income and Equine Population



Kentucky State Fact Sheet

2022 KENTUCKY EQUINE SURVEY

Kentucky

Equine Facts

Total Equine Population:	209,500
Total Equine Operations:	31,000
Total Equine Acres:	900,000
Total Operating Expenditures:	\$1 billion
Capital Expenditures:	\$535 million
Income from Sales and Services:	\$2 billion
Value of Equine and Equine-Related Assets:	\$27.7 billion

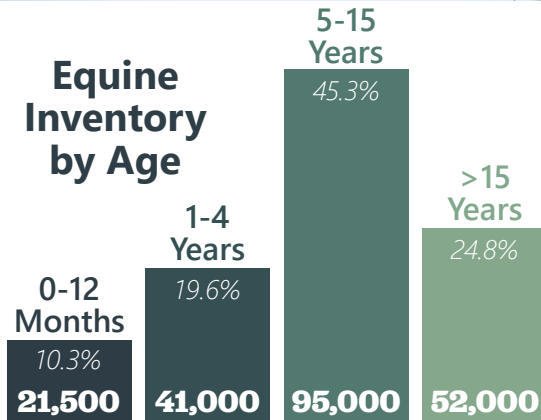


© Photo by: Marik Pearson / UK AgComm

Labor on Equine Operations



Equine Inventory by Age



Primary Uses of Kentucky's Equines

Trail riding/pleasure	62,500
Broodmares	33,500
Idle/not working	32,500
Competition/show	20,000
Yearlings, weanlings & foals	22,000
Racing	13,500
Work/transportation	11,500
Other activities	10,000
Stallions at stud	4,000

Kentucky Equine

Breed Population

Thoroughbreds	48,500
Quarter Horses	35,000
Walking Horses	28,500
Donkeys & Mules	13,500
American Saddlebreds	12,000
Mountain Horse Breeds	10,500
Standardbreds	9,200
Warmbloods	7,000
Pony Breeds	6,400
Miniature Horses	6,100
Paint Horses	5,500
Draft Horse Breeds	4,800
Arabian and Half-Arabians	4,200
Appaloosas	3,200
Morgans	1,800
Paso Finos	1,200
Hackney Ponies	900
Pintos (excludes Paint)	700
Others	10,500



Shelby County Fact Sheet

2022 KENTUCKY EQUINE SURVEY

This data comes from the 2022 Kentucky Equine Survey conducted by the National Agricultural Statistics Service (NASS), with support and assistance by the University of Kentucky College of Agriculture and the Kentucky Horse Council.

It is estimated that there are 5,700 horses in Shelby County, residing on 650 equine operations. The total value of Shelby County's equine and equine-related assets was \$131.77 million. Full details of the report may be found online at equine.ca.uky.edu/kyequinesurvey.

For the purposes of this study, an "equine operation" is defined as an address on which at least one horse, pony, donkey or mule resides. From this study, it was determined that an equine operation encompasses the large breeding farms, property on which equines are kept for personal use and other land with a primary use that may not be equine-related, such as a cattle operation or crop farm. It is estimated that there are a total of 31,000 equine operations throughout Kentucky. These equine operations accounted for a total of 4.3 million acres of land, of which 900,000 acres were devoted to equine-related activities.



Abra Milenthal



Mark Pearson



Mark Pearson



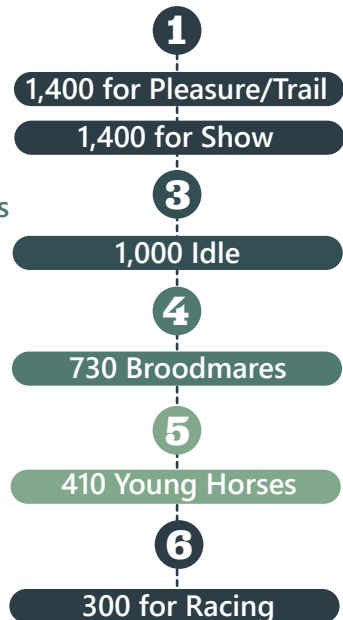
Erin DesNoyers

Shelby County Equine Facts

Total Equine Population: 5,700
 Total Equine Operations: 650
 Total Equine Acres: 22,000
 Income From Services: ..\$29,000,000
 Number of Equine Sold: 750
 Value of Equine Sold:\$16,500,000



Top 6 Uses of Horses



Shelby County Rankings

#3 in Equine Operations, #4 in Equine Population and #5 in Equine Acres

#6 in Equine Operation Income, #7 in Equine Value and #8 in Number of Equine Sold



Kentucky State Fact Sheet

2022 KENTUCKY EQUINE SURVEY

Kentucky

Equine Facts

Total Equine Population:	209,500
Total Equine Operations:	31,000
Total Equine Acres:	900,000
Total Operating Expenditures:	\$1 billion
Capital Expenditures:	\$535 million
Income from Sales and Services:	\$2 billion
Value of Equine and Equine-Related Assets:	\$27.7 billion



© Photo by: Marik Pearson / UK AgComm

Labor on Equine Operations



Equine Inventory by Age



Primary Uses of Kentucky's Equines

Trail riding/pleasure	62,500
Broodmares	33,500
Idle/not working	32,500
Competition/show	20,000
Yearlings, weanlings & foals	22,000
Racing	13,500
Work/transportation	11,500
Other activities	10,000
Stallions at stud	4,000

Kentucky Equine

Breed Population

Thoroughbreds	48,500
Quarter Horses	35,000
Walking Horses	28,500
Donkeys & Mules	13,500
American Saddlebreds	12,000
Mountain Horse Breeds	10,500
Standardbreds	9,200
Warmbloods	7,000
Pony Breeds	6,400
Miniature Horses	6,100
Paint Horses	5,500
Draft Horse Breeds	4,800
Arabian and Half-Arabians	4,200
Appaloosas	3,200
Morgans	1,800
Paso Finos	1,200
Hackney Ponies	900
Pintos (excludes Paint)	700
Others	10,500



Simpson County Fact Sheet

2022 KENTUCKY EQUINE SURVEY

This data comes from the 2022 Kentucky Equine Survey conducted by the National Agricultural Statistics Service (NASS), with support and assistance by the University of Kentucky College of Agriculture and the Kentucky Horse Council.

It is estimated that there are 850 horses in Simpson County, residing on 150 equine operations. The total value of Simpson County's equine and equine-related assets was \$6.23 million. Full details of the report may be found online at equine.ca.uky.edu/kyequinesurvey.


For the purposes of this study, an "equine operation" is defined as an address on which at least one horse, pony, donkey or mule resides. From this study, it was determined that an equine operation encompasses the large breeding farms, property on which equines are kept for personal use and other land with a primary use that may not be equine-related, such as a cattle operation or crop farm. It is estimated that there are a total of 31,000 equine operations throughout Kentucky. These equine operations accounted for a total of 4.3 million acres of land, of which 900,000 acres were devoted to equine-related activities.



Abra Milenthal



Mark Pearson



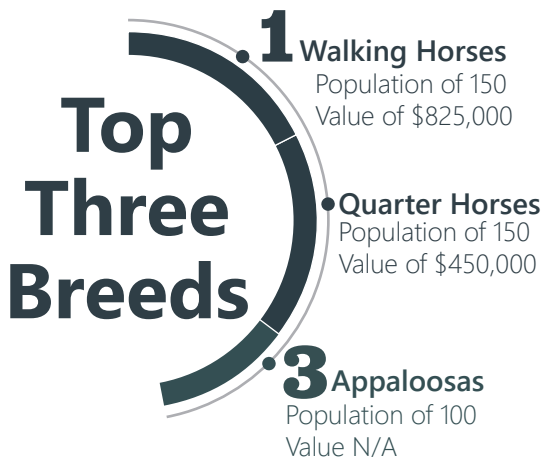
Elizabeth Beck



Mark Pearson

Simpson County Equine Facts

Total Equine Population:	850
Total Equine Operations:	150
Total Equine Acres:	3,400
Income From Services:	N/A
Number of Equine Sold:	120
Value of Equine Sold:	N/A



Top 4 Uses of Horses



Kentucky State Fact Sheet

2022 KENTUCKY EQUINE SURVEY

Kentucky

Equine Facts

Total Equine Population:	209,500
Total Equine Operations:	31,000
Total Equine Acres:	900,000
Total Operating Expenditures:	\$1 billion
Capital Expenditures:	\$535 million
Income from Sales and Services:	\$2 billion
Value of Equine and Equine-Related Assets:	\$27.7 billion

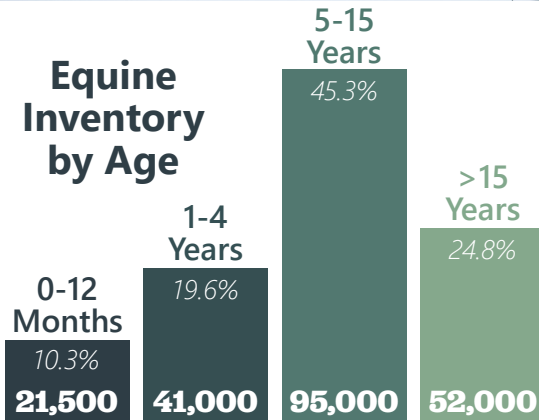


© Photo by: Marik Pearson / UK AgComm

Labor on Equine Operations



Equine Inventory by Age



Primary Uses of Kentucky's Equines

Trail riding/pleasure	62,500
Broodmares	33,500
Idle/not working	32,500
Competition/show	20,000
Yearlings, weanlings & foals	22,000
Racing	13,500
Work/transportation	11,500
Other activities	10,000
Stallions at stud	4,000

Kentucky Equine

Breed Population

Thoroughbreds	48,500
Quarter Horses	35,000
Walking Horses	28,500
Donkeys & Mules	13,500
American Saddlebreds	12,000
Mountain Horse Breeds	10,500
Standardbreds	9,200
Warmbloods	7,000
Pony Breeds	6,400
Miniature Horses	6,100
Paint Horses	5,500
Draft Horse Breeds	4,800
Arabian and Half-Arabians	4,200
Appaloosas	3,200
Morgans	1,800
Paso Finos	1,200
Hackney Ponies	900
Pintos (excludes Paint)	700
Others	10,500



Spencer County Fact Sheet

2022 KENTUCKY EQUINE SURVEY

This data comes from the 2022 Kentucky Equine Survey conducted by the National Agricultural Statistics Service (NASS), with support and assistance by the University of Kentucky College of Agriculture and the Kentucky Horse Council.

It is estimated that there are 1,000 horses in Spencer County, residing on 210 equine operations. The total value of Spencer County's equine and equine-related assets was \$4.8 million. Full details of the report may be found online at equine.ca.uky.edu/kyequinesurvey.

For the purposes of this study, an "equine operation" is defined as an address on which at least one horse, pony, donkey or mule resides. From this study, it was determined that an equine operation encompasses the large breeding farms, property on which equines are kept for personal use and other land with a primary use that may not be equine-related, such as a cattle operation or crop farm. It is estimated that there are a total of 31,000 equine operations throughout Kentucky. These equine operations accounted for a total of 4.3 million acres of land, of which 900,000 acres were devoted to equine-related activities.



Abra Milenthal



Mark Pearson



Nathan Frisby



Mark Pearson

Spencer County
Equine Facts

Total Equine Population: 1,000
 Total Equine Operations: 210
 Total Equine Acres: 3,200
 Income From Services: \$800,000
 Number of Equine Sold: 90
 Value of Equine Sold: N/A



Kentucky State Fact Sheet

2022 KENTUCKY EQUINE SURVEY

Kentucky

Equine Facts

Total Equine Population:	209,500
Total Equine Operations:	31,000
Total Equine Acres:	900,000
Total Operating Expenditures:	\$1 billion
Capital Expenditures:	\$535 million
Income from Sales and Services:	\$2 billion
Value of Equine and Equine-Related Assets:	\$27.7 billion

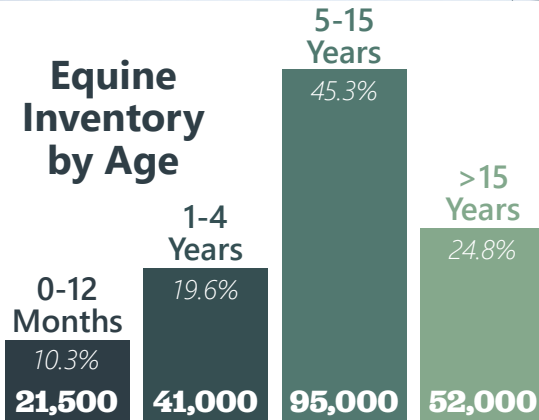


© Photo by: Marik Pearson / UK AgComm

Labor on Equine Operations



Equine Inventory by Age



Primary Uses of Kentucky's Equines

Trail riding/pleasure	62,500
Broodmares	33,500
Idle/not working	32,500
Competition/show	20,000
Yearlings, weanlings & foals	22,000
Racing	13,500
Work/transportation	11,500
Other activities	10,000
Stallions at stud	4,000

Kentucky Equine

Breed Population

Thoroughbreds	48,500
Quarter Horses	35,000
Walking Horses	28,500
Donkeys & Mules	13,500
American Saddlebreds	12,000
Mountain Horse Breeds	10,500
Standardbreds	9,200
Warmbloods	7,000
Pony Breeds	6,400
Miniature Horses	6,100
Paint Horses	5,500
Draft Horse Breeds	4,800
Arabian and Half-Arabians	4,200
Appaloosas	3,200
Morgans	1,800
Paso Finos	1,200
Hackney Ponies	900
Pintos (excludes Paint)	700
Others	10,500



Taylor County Fact Sheet

2022 KENTUCKY EQUINE SURVEY

This data comes from the 2022 Kentucky Equine Survey conducted by the National Agricultural Statistics Service (NASS), with support and assistance by the University of Kentucky College of Agriculture and the Kentucky Horse Council.

It is estimated that there are 1,900 horses in Taylor County, residing on 300 equine operations. The total value of Taylor County's equine and equine-related assets was \$10.62 million. Full details of the report may be found online at equine.ca.uky.edu/kyequinesurvey.

For the purposes of this study, an "equine operation" is defined as an address on which at least one horse, pony, donkey or mule resides. From this study, it was determined that an equine operation encompasses the large breeding farms, property on which equines are kept for personal use and other land with a primary use that may not be equine-related, such as a cattle operation or crop farm. It is estimated that there are a total of 31,000 equine operations throughout Kentucky. These equine operations accounted for a total of 4.3 million acres of land, of which 900,000 acres were devoted to equine-related activities.



Abra Milenthal



Mark Pearson



Mark Pearson



Sophia Schindler

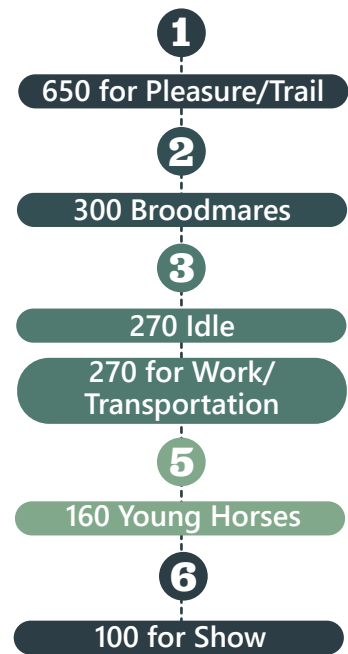
Taylor County Equine Facts

Total Equine Population: 1,900
 Total Equine Operations: 300
 Total Equine Acres: 5,900
 Income From Services: \$500,000
 Number of Equine Sold: 150
 Value of Equine Sold: \$950,000

Top Four Breeds



Top 6 Uses of Horses



Kentucky State Fact Sheet

2022 KENTUCKY EQUINE SURVEY

Kentucky

Equine Facts

Total Equine Population:	209,500
Total Equine Operations:	31,000
Total Equine Acres:	900,000
Total Operating Expenditures:	\$1 billion
Capital Expenditures:	\$535 million
Income from Sales and Services:	\$2 billion
Value of Equine and Equine-Related Assets:	\$27.7 billion

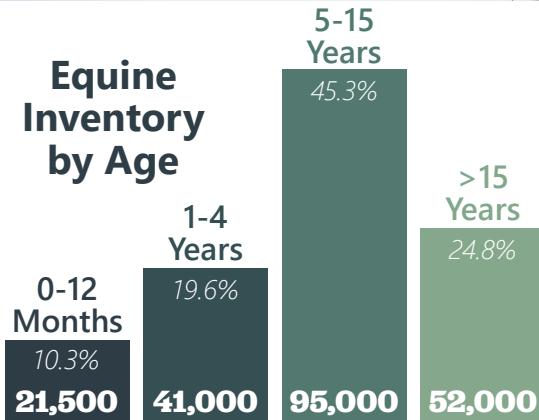


© Photo by: Marik Pearson / UK AgComm

Labor on Equine Operations



Equine Inventory by Age



Primary Uses of Kentucky's Equines

Trail riding/pleasure	62,500
Broodmares	33,500
Idle/not working	32,500
Competition/show	20,000
Yearlings, weanlings & foals	22,000
Racing	13,500
Work/transportation	11,500
Other activities	10,000
Stallions at stud	4,000

Kentucky Equine

Breed Population

Thoroughbreds	48,500
Quarter Horses	35,000
Walking Horses	28,500
Donkeys & Mules	13,500
American Saddlebreds	12,000
Mountain Horse Breeds	10,500
Standardbreds	9,200
Warmbloods	7,000
Pony Breeds	6,400
Miniature Horses	6,100
Paint Horses	5,500
Draft Horse Breeds	4,800
Arabian and Half-Arabians	4,200
Appaloosas	3,200
Morgans	1,800
Paso Finos	1,200
Hackney Ponies	900
Pintos (excludes Paint)	700
Others	10,500



Todd County Fact Sheet

2022 KENTUCKY EQUINE SURVEY

This data comes from the 2022 Kentucky Equine Survey conducted by the National Agricultural Statistics Service (NASS), with support and assistance by the University of Kentucky College of Agriculture and the Kentucky Horse Council.

It is estimated that there are 1,300 horses in Todd County, residing on 270 equine operations. The total value of Todd County's equine and equine-related assets was \$9.55 million. Full details of the report may be found online at equine.ca.uky.edu/kyequinesurvey.

For the purposes of this study, an "equine operation" is defined as an address on which at least one horse, pony, donkey or mule resides. From this study, it was determined that an equine operation encompasses the large breeding farms, property on which equines are kept for personal use and other land with a primary use that may not be equine-related, such as a cattle operation or crop farm. It is estimated that there are a total of 31,000 equine operations throughout Kentucky. These equine operations accounted for a total of 4.3 million acres of land, of which 900,000 acres were devoted to equine-related activities.



Abra Milenthal



Nathan Frisby



Mark Pearson



Mark Pearson

Todd County
Equine Facts

Total Equine Population: 1,300
Total Equine Operations: 270
Total Equine Acres: 3,200
Income From Services: \$250,000
Number of Equine Sold: 120
Value of Equine Sold: \$465,000



Top 6 Uses of Horses



Kentucky State Fact Sheet

2022 KENTUCKY EQUINE SURVEY

Kentucky

Equine Facts

Total Equine Population:	209,500
Total Equine Operations:	31,000
Total Equine Acres:	900,000
Total Operating Expenditures:	\$1 billion
Capital Expenditures:	\$535 million
Income from Sales and Services:	\$2 billion
Value of Equine and Equine-Related Assets:	\$27.7 billion



© Photo by: Marik Pearson / UK AgComm

Labor on Equine Operations



Equine Inventory by Age



Primary Uses of Kentucky's Equines

Trail riding/pleasure	62,500
Broodmares	33,500
Idle/not working	32,500
Competition/show	20,000
Yearlings, weanlings & foals	22,000
Racing	13,500
Work/transportation	11,500
Other activities	10,000
Stallions at stud	4,000

Kentucky Equine

Breed Population

Thoroughbreds	48,500
Quarter Horses	35,000
Walking Horses	28,500
Donkeys & Mules	13,500
American Saddlebreds	12,000
Mountain Horse Breeds	10,500
Standardbreds	9,200
Warmbloods	7,000
Pony Breeds	6,400
Miniature Horses	6,100
Paint Horses	5,500
Draft Horse Breeds	4,800
Arabian and Half-Arabians	4,200
Appaloosas	3,200
Morgans	1,800
Paso Finos	1,200
Hackney Ponies	900
Pintos (excludes Paint)	700
Others	10,500



Trigg County Fact Sheet

2022 KENTUCKY EQUINE SURVEY

This data comes from the 2022 Kentucky Equine Survey conducted by the National Agricultural Statistics Service (NASS), with support and assistance by the University of Kentucky College of Agriculture and the Kentucky Horse Council.

It is estimated that there are 1,300 horses in Trigg County, residing on 220 equine operations. The total value of Trigg County's equine and equine-related assets was \$7.01 million. Full details of the report may be found online at equine.ca.uky.edu/kyequinesurvey.

For the purposes of this study, an "equine operation" is defined as an address on which at least one horse, pony, donkey or mule resides. From this study, it was determined that an equine operation encompasses the large breeding farms, property on which equines are kept for personal use and other land with a primary use that may not be equine-related, such as a cattle operation or crop farm. It is estimated that there are a total of 31,000 equine operations throughout Kentucky. These equine operations accounted for a total of 4.3 million acres of land, of which 900,000 acres were devoted to equine-related activities.



Abra Milenthal



Mark Pearson



Mark Pearson



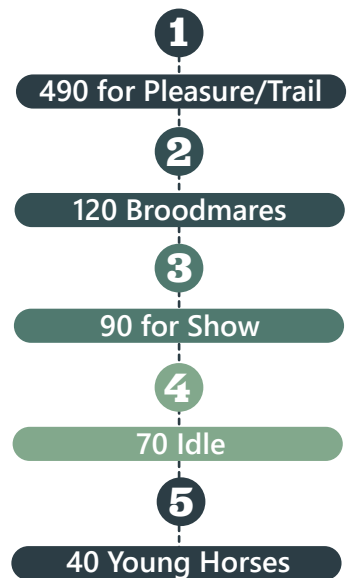
Sophia Schindler

Trigg County Equine Facts

Total Equine Population: 1,300
 Total Equine Operations: 220
 Total Equine Acres: 4,700
 Income From Services: N/A
 Number of Equine Sold: 150
 Value of Equine Sold: N/A



Top 5 Uses of Horses



Kentucky State Fact Sheet

2022 KENTUCKY EQUINE SURVEY

Kentucky

Equine Facts

Total Equine Population:	209,500
Total Equine Operations:	31,000
Total Equine Acres:	900,000
Total Operating Expenditures:	\$1 billion
Capital Expenditures:	\$535 million
Income from Sales and Services:	\$2 billion
Value of Equine and Equine-Related Assets:	\$27.7 billion

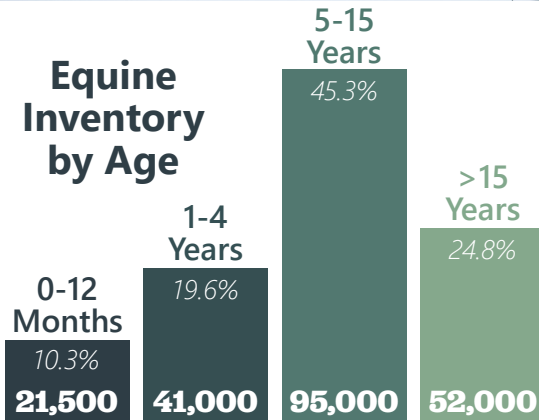


© Photo by: Marik Pearson / UK AgComm

Labor on Equine Operations



Equine Inventory by Age



Primary Uses of Kentucky's Equines

Trail riding/pleasure	62,500
Broodmares	33,500
Idle/not working	32,500
Competition/show	20,000
Yearlings, weanlings & foals	22,000
Racing	13,500
Work/transportation	11,500
Other activities	10,000
Stallions at stud	4,000

Kentucky Equine

Breed Population

Thoroughbreds	48,500
Quarter Horses	35,000
Walking Horses	28,500
Donkeys & Mules	13,500
American Saddlebreds	12,000
Mountain Horse Breeds	10,500
Standardbreds	9,200
Warmbloods	7,000
Pony Breeds	6,400
Miniature Horses	6,100
Paint Horses	5,500
Draft Horse Breeds	4,800
Arabian and Half-Arabians	4,200
Appaloosas	3,200
Morgans	1,800
Paso Finos	1,200
Hackney Ponies	900
Pintos (excludes Paint)	700
Others	10,500



Trimble County Fact Sheet

2022 KENTUCKY EQUINE SURVEY

This data comes from the 2022 Kentucky Equine Survey conducted by the National Agricultural Statistics Service (NASS), with support and assistance by the University of Kentucky College of Agriculture and the Kentucky Horse Council.

It is estimated that there are 850 horses in Trimble County, residing on 170 equine operations. The total value of Trimble County's equine and equine-related assets was \$5.71 million. Full details of the report may be found online at equine.ca.uky.edu/kyequinesurvey.

For the purposes of this study, an "equine operation" is defined as an address on which at least one horse, pony, donkey or mule resides. From this study, it was determined that an equine operation encompasses the large breeding farms, property on which equines are kept for personal use and other land with a primary use that may not be equine-related, such as a cattle operation or crop farm. It is estimated that there are a total of 31,000 equine operations throughout Kentucky. These equine operations accounted for a total of 4.3 million acres of land, of which 900,000 acres were devoted to equine-related activities.



Sophia Schindler



Mark Pearson



Mark Pearson



Abra Mienthal

Trimble County Equine Facts

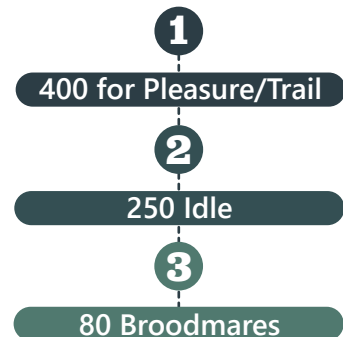
Total Equine Population:	850
Total Equine Operations:	170
Total Equine Acres:	6,100
Income From Services:	N/A
Number of Equine Sold:	N/A
Value of Equine Sold:	N/A

Top Two Breeds

1 Quarter Horses
Population of 400
Value of \$1,137,500

2 Thoroughbreds
Population of 100
Value of \$3,500,000

Top 3 Uses of Horses



Kentucky State Fact Sheet

2022 KENTUCKY EQUINE SURVEY

Kentucky

Equine Facts

Total Equine Population:	209,500
Total Equine Operations:	31,000
Total Equine Acres:	900,000
Total Operating Expenditures:	\$1 billion
Capital Expenditures:	\$535 million
Income from Sales and Services:	\$2 billion
Value of Equine and Equine-Related Assets:	\$27.7 billion

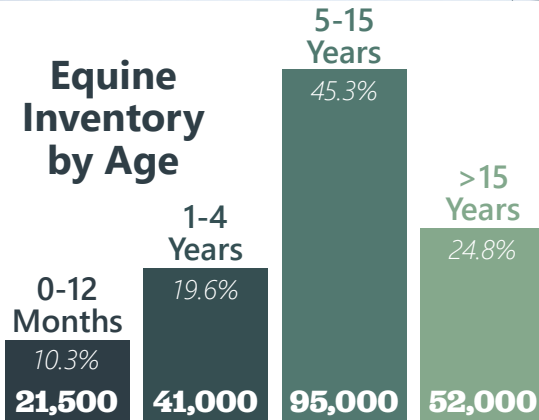


© Photo by: Marik Pearson / UK AgComm

Labor on Equine Operations



Equine Inventory by Age



Primary Uses of Kentucky's Equines

Trail riding/pleasure	62,500
Broodmares	33,500
Idle/not working	32,500
Competition/show	20,000
Yearlings, weanlings & foals	22,000
Racing	13,500
Work/transportation	11,500
Other activities	10,000
Stallions at stud	4,000

Kentucky Equine

Breed Population

Thoroughbreds	48,500
Quarter Horses	35,000
Walking Horses	28,500
Donkeys & Mules	13,500
American Saddlebreds	12,000
Mountain Horse Breeds	10,500
Standardbreds	9,200
Warmbloods	7,000
Pony Breeds	6,400
Miniature Horses	6,100
Paint Horses	5,500
Draft Horse Breeds	4,800
Arabian and Half-Arabians	4,200
Appaloosas	3,200
Morgans	1,800
Paso Finos	1,200
Hackney Ponies	900
Pintos (excludes Paint)	700
Others	10,500



Union County Fact Sheet

2022 KENTUCKY EQUINE SURVEY

This data comes from the 2022 Kentucky Equine Survey conducted by the National Agricultural Statistics Service (NASS), with support and assistance by the University of Kentucky College of Agriculture and the Kentucky Horse Council.

It is estimated that there are 950 horses in Union County, residing on 160 equine operations. The total value of Union County's equine and equine-related assets was \$5.58 million. Full details of the report may be found online at equine.ca.uky.edu/kyequinesurvey.

For the purposes of this study, an "equine operation" is defined as an address on which at least one horse, pony, donkey or mule resides. From this study, it was determined that an equine operation encompasses the large breeding farms, property on which equines are kept for personal use and other land with a primary use that may not be equine-related, such as a cattle operation or crop farm. It is estimated that there are a total of 31,000 equine operations throughout Kentucky. These equine operations accounted for a total of 4.3 million acres of land, of which 900,000 acres were devoted to equine-related activities.



Konor Copeland



Mark Pearson



Mark Pearson



Abra Millenthal

Union County Equine Facts

Total Equine Population:	950
Total Equine Operations:	160
Total Equine Acres:	3,400
Income From Services:	N/A
Number of Equine Sold:	N/A
Value of Equine Sold:	N/A

Top Two Breeds

1 Quarter Horses
Population of 450
Value of \$2,137,500

2 Walking Horses
Population of 100
Value of \$375,000

Top 6 Uses of Horses

- 450 for Pleasure/Trail
- 160 Broodmares
- 110 Idle
- 70 Young Horses
- 20 Stallions
- 20 for Show



Kentucky State Fact Sheet

2022 KENTUCKY EQUINE SURVEY

Kentucky

Equine Facts

Total Equine Population:	209,500
Total Equine Operations:	31,000
Total Equine Acres:	900,000
Total Operating Expenditures:	\$1 billion
Capital Expenditures:	\$535 million
Income from Sales and Services:	\$2 billion
Value of Equine and Equine-Related Assets:	\$27.7 billion

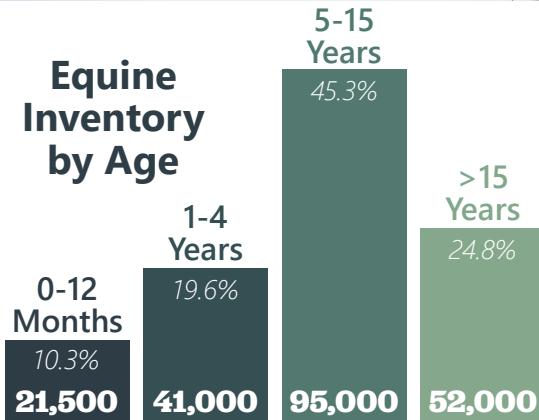


© Photo by: Marik Pearson / UK AgComm

Labor on Equine Operations



Equine Inventory by Age



Primary Uses of Kentucky's Equines

Trail riding/pleasure	62,500
Broodmares	33,500
Idle/not working	32,500
Competition/show	20,000
Yearlings, weanlings & foals	22,000
Racing	13,500
Work/transportation	11,500
Other activities	10,000
Stallions at stud	4,000

Kentucky Equine

Breed Population

Thoroughbreds	48,500
Quarter Horses	35,000
Walking Horses	28,500
Donkeys & Mules	13,500
American Saddlebreds	12,000
Mountain Horse Breeds	10,500
Standardbreds	9,200
Warmbloods	7,000
Pony Breeds	6,400
Miniature Horses	6,100
Paint Horses	5,500
Draft Horse Breeds	4,800
Arabian and Half-Arabians	4,200
Appaloosas	3,200
Morgans	1,800
Paso Finos	1,200
Hackney Ponies	900
Pintos (excludes Paint)	700
Others	10,500



Warren County Fact Sheet

2022 KENTUCKY EQUINE SURVEY

This data comes from the 2022 Kentucky Equine Survey conducted by the National Agricultural Statistics Service (NASS), with support and assistance by the University of Kentucky College of Agriculture and the Kentucky Horse Council.

It is estimated that there are 3,700 horses in Warren County, residing on 830 equine operations. The total value of Warren County's equine and equine-related assets was \$23.36 million. Full details of the report may be found online at equine.ca.uky.edu/kyequinesurvey.

For the purposes of this study, an "equine operation" is defined as an address on which at least one horse, pony, donkey or mule resides. From this study, it was determined that an equine operation encompasses the large breeding farms, property on which equines are kept for personal use and other land with a primary use that may not be equine-related, such as a cattle operation or crop farm. It is estimated that there are a total of 31,000 equine operations throughout Kentucky. These equine operations accounted for a total of 4.3 million acres of land, of which 900,000 acres were devoted to equine-related activities.




Warren County Equine Facts

Total Equine Population:..... 3,700
 Total Equine Operations: 830
 Total Equine Acres: 14,000
 Income From Services:\$2,100,000
 Number of Equine Sold:..... 450
 Value of Equine Sold:.....\$2,300,000



Top 6 Uses of Horses



Warren County Rankings

#2 in Equine Operations
 #9 in Equine Population & Number of Equine Sold



Kentucky State Fact Sheet

2022 KENTUCKY EQUINE SURVEY

Kentucky

Equine Facts

Total Equine Population:	209,500
Total Equine Operations:	31,000
Total Equine Acres:	900,000
Total Operating Expenditures:	\$1 billion
Capital Expenditures:	\$535 million
Income from Sales and Services:	\$2 billion
Value of Equine and Equine-Related Assets:	\$27.7 billion



© Photo by: Marik Pearson / UK AgComm

Labor on Equine Operations



Equine Inventory by Age



Primary Uses of Kentucky's Equines

Trail riding/pleasure	62,500
Broodmares	33,500
Idle/not working	32,500
Competition/show	20,000
Yearlings, weanlings & foals	22,000
Racing	13,500
Work/transportation	11,500
Other activities	10,000
Stallions at stud	4,000

Kentucky Equine

Breed Population

Thoroughbreds	48,500
Quarter Horses	35,000
Walking Horses	28,500
Donkeys & Mules	13,500
American Saddlebreds	12,000
Mountain Horse Breeds	10,500
Standardbreds	9,200
Warmbloods	7,000
Pony Breeds	6,400
Miniature Horses	6,100
Paint Horses	5,500
Draft Horse Breeds	4,800
Arabian and Half-Arabians	4,200
Appaloosas	3,200
Morgans	1,800
Paso Finos	1,200
Hackney Ponies	900
Pintos (excludes Paint)	700
Others	10,500



Washington County Fact Sheet

2022 KENTUCKY EQUINE SURVEY

This data comes from the 2022 Kentucky Equine Survey conducted by the National Agricultural Statistics Service (NASS), with support and assistance by the University of Kentucky College of Agriculture and the Kentucky Horse Council.

It is estimated that there are 1,700 horses in Washington County, residing on 300 equine operations. The total value of Washington County's equine and equine-related assets was \$13.24 million. Full details of the report may be found online at equine.ca.uky.edu/kyequinesurvey.

For the purposes of this study, an "equine operation" is defined as an address on which at least one horse, pony, donkey or mule resides. From this study, it was determined that an equine operation encompasses the large breeding farms, property on which equines are kept for personal use and other land with a primary use that may not be equine-related, such as a cattle operation or crop farm. It is estimated that there are a total of 31,000 equine operations throughout Kentucky. These equine operations accounted for a total of 4.3 million acres of land, of which 900,000 acres were devoted to equine-related activities.



Nathan Frisby



Mark Pearson



Konor Copeland



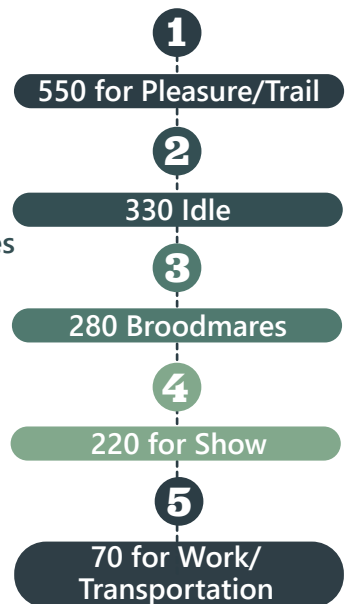
Abra Millenthal

Washington County Equine Facts

Total Equine Population: 1,700
 Total Equine Operations: 300
 Total Equine Acres: 11,000
 Income From Services: \$150,000
 Number of Equine Sold: 150
 Value of Equine Sold: N/A



Top 5 Uses of Horses



Kentucky State Fact Sheet

2022 KENTUCKY EQUINE SURVEY

Kentucky

Equine Facts

Total Equine Population:	209,500
Total Equine Operations:	31,000
Total Equine Acres:	900,000
Total Operating Expenditures:	\$1 billion
Capital Expenditures:	\$535 million
Income from Sales and Services:	\$2 billion
Value of Equine and Equine-Related Assets:	\$27.7 billion

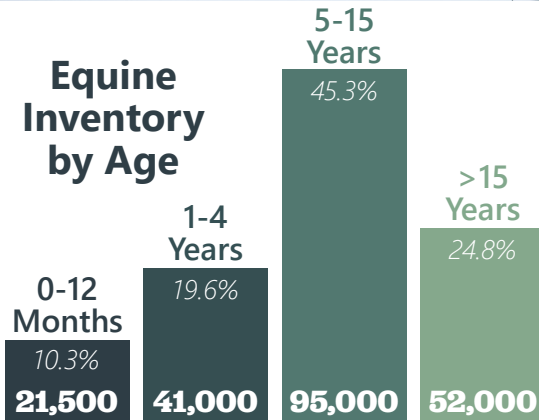


© Photo by: Marik Pearson / UK AgComm

Labor on Equine Operations



Equine Inventory by Age



Primary Uses of Kentucky's Equines

Trail riding/pleasure	62,500
Broodmares	33,500
Idle/not working	32,500
Competition/show	20,000
Yearlings, weanlings & foals	22,000
Racing	13,500
Work/transportation	11,500
Other activities	10,000
Stallions at stud	4,000

Kentucky Equine

Breed Population

Thoroughbreds	48,500
Quarter Horses	35,000
Walking Horses	28,500
Donkeys & Mules	13,500
American Saddlebreds	12,000
Mountain Horse Breeds	10,500
Standardbreds	9,200
Warmbloods	7,000
Pony Breeds	6,400
Miniature Horses	6,100
Paint Horses	5,500
Draft Horse Breeds	4,800
Arabian and Half-Arabians	4,200
Appaloosas	3,200
Morgans	1,800
Paso Finos	1,200
Hackney Ponies	900
Pintos (excludes Paint)	700
Others	10,500



Wayne County Fact Sheet

2022 KENTUCKY EQUINE SURVEY

This data comes from the 2022 Kentucky Equine Survey conducted by the National Agricultural Statistics Service (NASS), with support and assistance by the University of Kentucky College of Agriculture and the Kentucky Horse Council.

It is estimated that there are 1,400 horses in Wayne County, residing on 260 equine operations. The total value of Wayne County's equine and equine-related assets was \$4.19 million. Full details of the report may be found online at equine.ca.uky.edu/kyequinesurvey.

For the purposes of this study, an "equine operation" is defined as an address on which at least one horse, pony, donkey or mule resides. From this study, it was determined that an equine operation encompasses the large breeding farms, property on which equines are kept for personal use and other land with a primary use that may not be equine-related, such as a cattle operation or crop farm. It is estimated that there are a total of 31,000 equine operations throughout Kentucky. These equine operations accounted for a total of 4.3 million acres of land, of which 900,000 acres were devoted to equine-related activities.



Sophia Schindler



Mark Pearson



Mark Pearson



Abra Milenthal

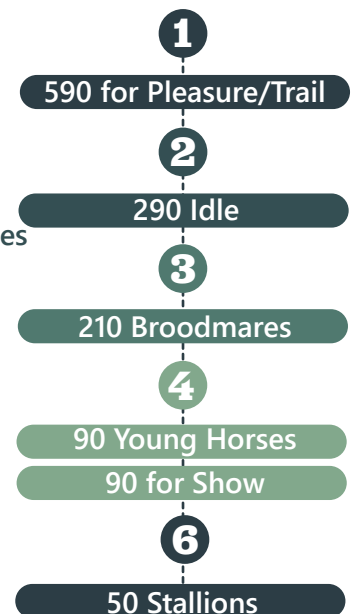
Wayne County Equine Facts

Total Equine Population: 1,400
 Total Equine Operations: 260
 Total Equine Acres: 4,700
 Income From Services: \$150,000
 Number of Equine Sold: 170
 Value of Equine Sold: \$500,000

Top Four Breeds



Top 6 Uses of Horses



Kentucky State Fact Sheet

2022 KENTUCKY EQUINE SURVEY

Kentucky

Equine Facts

Total Equine Population:	209,500
Total Equine Operations:	31,000
Total Equine Acres:	900,000
Total Operating Expenditures:	\$1 billion
Capital Expenditures:	\$535 million
Income from Sales and Services:	\$2 billion
Value of Equine and Equine-Related Assets:	\$27.7 billion

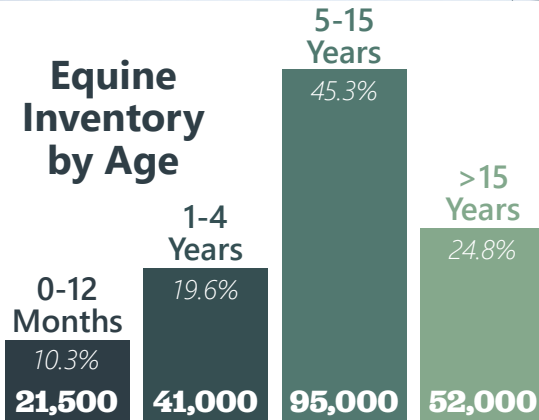


© Photo by: Marik Pearson / UK AgComm

Labor on Equine Operations



Equine Inventory by Age



Primary Uses of Kentucky's Equines

Trail riding/pleasure	62,500
Broodmares	33,500
Idle/not working	32,500
Competition/show	20,000
Yearlings, weanlings & foals	22,000
Racing	13,500
Work/transportation	11,500
Other activities	10,000
Stallions at stud	4,000

Kentucky Equine

Breed Population

Thoroughbreds	48,500
Quarter Horses	35,000
Walking Horses	28,500
Donkeys & Mules	13,500
American Saddlebreds	12,000
Mountain Horse Breeds	10,500
Standardbreds	9,200
Warmbloods	7,000
Pony Breeds	6,400
Miniature Horses	6,100
Paint Horses	5,500
Draft Horse Breeds	4,800
Arabian and Half-Arabians	4,200
Appaloosas	3,200
Morgans	1,800
Paso Finos	1,200
Hackney Ponies	900
Pintos (excludes Paint)	700
Others	10,500




Webster County Fact Sheet

2022 KENTUCKY EQUINE SURVEY

This data comes from the 2022 Kentucky Equine Survey conducted by the National Agricultural Statistics Service (NASS), with support and assistance by the University of Kentucky College of Agriculture and the Kentucky Horse Council.

It is estimated that there are 550 horses in Webster County, residing on 100 equine operations. The total value of Webster County's equine and equine-related assets was \$2.6 million. Full details of the report may be found online at equine.ca.uky.edu/kyequinesurvey.

For the purposes of this study, an "equine operation" is defined as an address on which at least one horse, pony, donkey or mule resides. From this study, it was determined that an equine operation encompasses the large breeding farms, property on which equines are kept for personal use and other land with a primary use that may not be equine-related, such as a cattle operation or crop farm. It is estimated that there are a total of 31,000 equine operations throughout Kentucky. These equine operations accounted for a total of 4.3 million acres of land, of which 900,000 acres were devoted to equine-related activities.



Elizabeth Beck



Mark Pearson



Mark Pearson




Abra Mienthal

Webster County Equine Facts

Total Equine Population:	550
Total Equine Operations:	100
Total Equine Acres:	2,000
Income From Services:	N/A
Number of Equine Sold:	100
Value of Equine Sold:	\$435,000



Top 2 Uses of Horses



Kentucky State Fact Sheet

2022 KENTUCKY EQUINE SURVEY

Kentucky

Equine Facts

Total Equine Population:	209,500
Total Equine Operations:	31,000
Total Equine Acres:	900,000
Total Operating Expenditures:	\$1 billion
Capital Expenditures:	\$535 million
Income from Sales and Services:	\$2 billion
Value of Equine and Equine-Related Assets:	\$27.7 billion

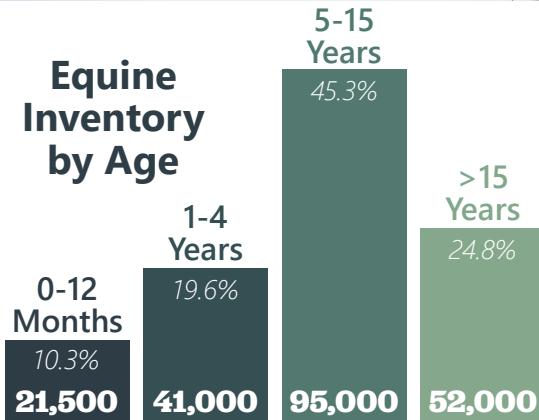


© Photo by: Marik Pearson / UK AgComm

Labor on Equine Operations



Equine Inventory by Age



Primary Uses of Kentucky's Equines

Trail riding/pleasure	62,500
Broodmares	33,500
Idle/not working	32,500
Competition/show	20,000
Yearlings, weanlings & foals	22,000
Racing	13,500
Work/transportation	11,500
Other activities	10,000
Stallions at stud	4,000

Kentucky Equine

Breed Population

Thoroughbreds	48,500
Quarter Horses	35,000
Walking Horses	28,500
Donkeys & Mules	13,500
American Saddlebreds	12,000
Mountain Horse Breeds	10,500
Standardbreds	9,200
Warmbloods	7,000
Pony Breeds	6,400
Miniature Horses	6,100
Paint Horses	5,500
Draft Horse Breeds	4,800
Arabian and Half-Arabians	4,200
Appaloosas	3,200
Morgans	1,800
Paso Finos	1,200
Hackney Ponies	900
Pintos (excludes Paint)	700
Others	10,500



Whitley County Fact Sheet

2022 KENTUCKY EQUINE SURVEY

This data comes from the 2022 Kentucky Equine Survey conducted by the National Agricultural Statistics Service (NASS), with support and assistance by the University of Kentucky College of Agriculture and the Kentucky Horse Council.

It is estimated that there are 1,200 horses in Whitley County, residing on 200 equine operations. The total value of Whitley County's equine and equine-related assets was \$3.61 million. Full details of the report may be found online at equine.ca.uky.edu/kyequinesurvey.

For the purposes of this study, an "equine operation" is defined as an address on which at least one horse, pony, donkey or mule resides. From this study, it was determined that an equine operation encompasses the large breeding farms, property on which equines are kept for personal use and other land with a primary use that may not be equine-related, such as a cattle operation or crop farm. It is estimated that there are a total of 31,000 equine operations throughout Kentucky. These equine operations accounted for a total of 4.3 million acres of land, of which 900,000 acres were devoted to equine-related activities.



Nathan Frisby



Mark Pearson



Mark Pearson



Abra Mienthal

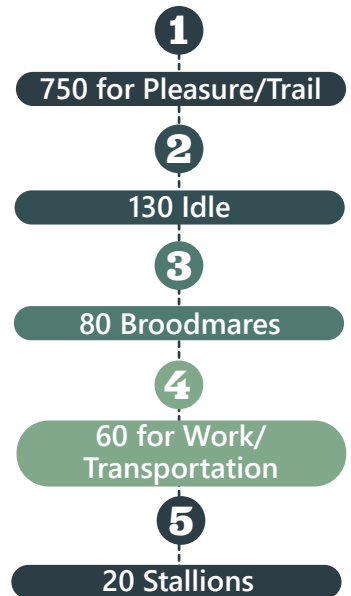
Whitley County

Equine Facts

Total Equine Population:	1,200
Total Equine Operations:	200
Total Equine Acres:	4,300
Income From Services:	N/A
Number of Equine Sold:	N/A
Value of Equine Sold:	N/A



Top 5 Uses of Horses



Kentucky State Fact Sheet

2022 KENTUCKY EQUINE SURVEY

Kentucky

Equine Facts

Total Equine Population:	209,500
Total Equine Operations:	31,000
Total Equine Acres:	900,000
Total Operating Expenditures:	\$1 billion
Capital Expenditures:	\$535 million
Income from Sales and Services:	\$2 billion
Value of Equine and Equine-Related Assets:	\$27.7 billion



© Photo by: Marik Pearson / UK AgComm

Labor on Equine Operations



Equine Inventory by Age



Primary Uses of Kentucky's Equines

Trail riding/pleasure	62,500
Broodmares	33,500
Idle/not working	32,500
Competition/show	20,000
Yearlings, weanlings & foals	22,000
Racing	13,500
Work/transportation	11,500
Other activities	10,000
Stallions at stud	4,000

Kentucky Equine

Breed Population

Thoroughbreds	48,500
Quarter Horses	35,000
Walking Horses	28,500
Donkeys & Mules	13,500
American Saddlebreds	12,000
Mountain Horse Breeds	10,500
Standardbreds	9,200
Warmbloods	7,000
Pony Breeds	6,400
Miniature Horses	6,100
Paint Horses	5,500
Draft Horse Breeds	4,800
Arabian and Half-Arabians	4,200
Appaloosas	3,200
Morgans	1,800
Paso Finos	1,200
Hackney Ponies	900
Pintos (excludes Paint)	700
Others	10,500



Wolfe County Fact Sheet

2022 KENTUCKY EQUINE SURVEY

This data comes from the 2022 Kentucky Equine Survey conducted by the National Agricultural Statistics Service (NASS), with support and assistance by the University of Kentucky College of Agriculture and the Kentucky Horse Council.

It is estimated that there are 1,300 horses in Wolfe County, residing on 200 equine operations. The total value of Wolfe County's equine and equine-related assets was \$3.31 million. Full details of the report may be found online at equine.ca.uky.edu/kyequinesurvey.


For the purposes of this study, an "equine operation" is defined as an address on which at least one horse, pony, donkey or mule resides. From this study, it was determined that an equine operation encompasses the large breeding farms, property on which equines are kept for personal use and other land with a primary use that may not be equine-related, such as a cattle operation or crop farm. It is estimated that there are a total of 31,000 equine operations throughout Kentucky. These equine operations accounted for a total of 4.3 million acres of land, of which 900,000 acres were devoted to equine-related activities.



Sophia Schindler



Mark Pearson



Konor Copeland



Mark Pearson


Wolfe County

Equine Facts

Total Equine Population:	1,300
Total Equine Operations:	200
Total Equine Acres:	8,500
Income From Services:	N/A
Number of Equine Sold:	120
Value of Equine Sold:	\$275,000



Top 5 Uses of Horses



Kentucky State Fact Sheet

2022 KENTUCKY EQUINE SURVEY

Kentucky

Equine Facts

Total Equine Population:	209,500
Total Equine Operations:	31,000
Total Equine Acres:	900,000
Total Operating Expenditures:	\$1 billion
Capital Expenditures:	\$535 million
Income from Sales and Services:	\$2 billion
Value of Equine and Equine-Related Assets:	\$27.7 billion

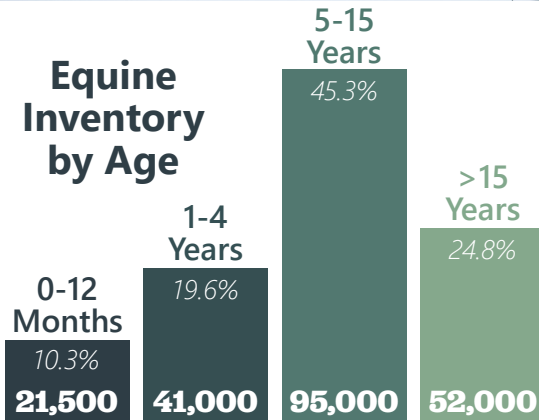


© Photo by: Marik Pearson / UK AgComm

Labor on Equine Operations



Equine Inventory by Age



Primary Uses of Kentucky's Equines

Trail riding/pleasure	62,500
Broodmares	33,500
Idle/not working	32,500
Competition/show	20,000
Yearlings, weanlings & foals	22,000
Racing	13,500
Work/transportation	11,500
Other activities	10,000
Stallions at stud	4,000

Kentucky Equine

Breed Population

Thoroughbreds	48,500
Quarter Horses	35,000
Walking Horses	28,500
Donkeys & Mules	13,500
American Saddlebreds	12,000
Mountain Horse Breeds	10,500
Standardbreds	9,200
Warmbloods	7,000
Pony Breeds	6,400
Miniature Horses	6,100
Paint Horses	5,500
Draft Horse Breeds	4,800
Arabian and Half-Arabians	4,200
Appaloosas	3,200
Morgans	1,800
Paso Finos	1,200
Hackney Ponies	900
Pintos (excludes Paint)	700
Others	10,500



Woodford County Fact Sheet

2022 KENTUCKY EQUINE SURVEY

This data comes from the 2022 Kentucky Equine Survey conducted by the National Agricultural Statistics Service (NASS), with support and assistance by the University of Kentucky College of Agriculture and the Kentucky Horse Council.

It is estimated that there are 11,000 horses in Woodford County, residing on 650 equine operations. The total value of Woodford County's equine and equine-related assets was \$1.28 billion. Full details of the report may be found online at equine.ca.uky.edu/kyequinesurvey.

For the purposes of this study, an "equine operation" is defined as an address on which at least one horse, pony, donkey or mule resides. From this study, it was determined that an equine operation encompasses the large breeding farms, property on which equines are kept for personal use and other land with a primary use that may not be equine-related, such as a cattle operation or crop farm. It is estimated that there are a total of 31,000 equine operations throughout Kentucky. These equine operations accounted for a total of 4.3 million acres of land, of which 900,000 acres were devoted to equine-related activities.



Nathan Frisby



Mark Pearson



Mark Pearson



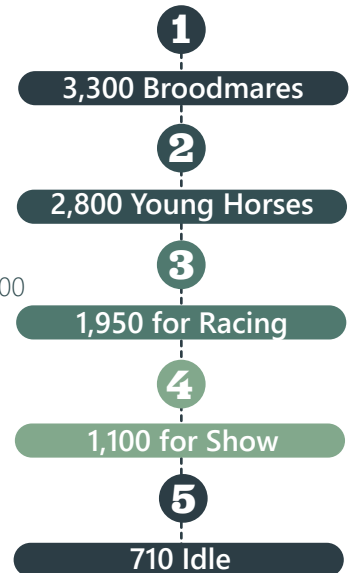
Abra Mienthal

Woodford County Equine Facts

Total Equine Population: 11,000
 Total Equine Operations: 650
 Total Equine Acres: 44,000
 Income From Services: \$181,500,000
 Number of Equine Sold: 3,200
 Value of Equine Sold: ...\$210,000,000



Top 5 Uses of Horses



Woodford County Rankings

- #2 in Equine Value and Equine Operation Income
- #3 in Equine Acres, Equine Sold and Equine Population
- #6 in Equine Operations



Kentucky State Fact Sheet

2022 KENTUCKY EQUINE SURVEY

Kentucky

Equine Facts

Total Equine Population:	209,500
Total Equine Operations:	31,000
Total Equine Acres:	900,000
Total Operating Expenditures:	\$1 billion
Capital Expenditures:	\$535 million
Income from Sales and Services:	\$2 billion
Value of Equine and Equine-Related Assets:	\$27.7 billion

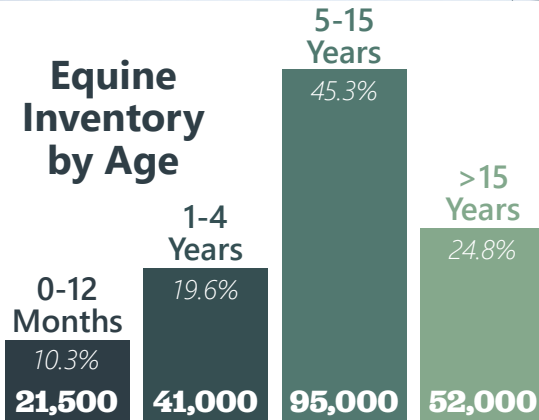


© Photo by: Marik Pearson / UK AgComm

Labor on Equine Operations



Equine Inventory by Age



Primary Uses of Kentucky's Equines

Trail riding/pleasure	62,500
Broodmares	33,500
Idle/not working	32,500
Competition/show	20,000
Yearlings, weanlings & foals	22,000
Racing	13,500
Work/transportation	11,500
Other activities	10,000
Stallions at stud	4,000

Kentucky Equine

Breed Population

Thoroughbreds	48,500
Quarter Horses	35,000
Walking Horses	28,500
Donkeys & Mules	13,500
American Saddlebreds	12,000
Mountain Horse Breeds	10,500
Standardbreds	9,200
Warmbloods	7,000
Pony Breeds	6,400
Miniature Horses	6,100
Paint Horses	5,500
Draft Horse Breeds	4,800
Arabian and Half-Arabians	4,200
Appaloosas	3,200
Morgans	1,800
Paso Finos	1,200
Hackney Ponies	900
Pintos (excludes Paint)	700
Others	10,500



Clay County and McLean County Fact Sheet

2022 KENTUCKY EQUINE SURVEY

This data comes from the 2022 Kentucky Equine Survey conducted by the National Agricultural Statistics Service (NASS), with support and assistance by the University of Kentucky College of Agriculture and the Kentucky Horse Council.

For the purposes of this study, an “equine operation” is defined as an address on which at least one horse, pony, donkey or mule resides. From this study, it was determined that an equine operation encompasses the large breeding farms, property on which equines are kept for personal use and other land with a primary use that may not be equine-related, such as a cattle operation or crop farm. It is estimated that there are a total of 31,000 equine operations throughout Kentucky. These equine operations accounted for a total of 4.3 million acres of land, of which 900,000 acres were devoted to equine-related activities.



Clay County

Equine Facts

Total Equine Population: 400
 Total Equine Operations:..... 100
 Total Equine Acres: 2,000
 Value of Equine and Equine-Related Assets:\$2.58 Million

McLean County

Equine Facts

Total Equine Population: 350
 Total Equine Operations: 60
 Total Equine Acres: 800
 Value of Equine and Equine-Related Assets:\$1.34 Million

Top 2 Uses of Horses

- 1
160 for Pleasure/Trail
- 2
140 Idle

Top 2 Uses of Horses

- 1
180 for Pleasure/Trail
- 2
130 Idle



Kentucky State Fact Sheet

2022 KENTUCKY EQUINE SURVEY

Kentucky

Equine Facts

Total Equine Population:	209,500
Total Equine Operations:	31,000
Total Equine Acres:	900,000
Total Operating Expenditures:	\$1 billion
Capital Expenditures:	\$535 million
Income from Sales and Services:	\$2 billion
Value of Equine and Equine-Related Assets:	\$27.7 billion

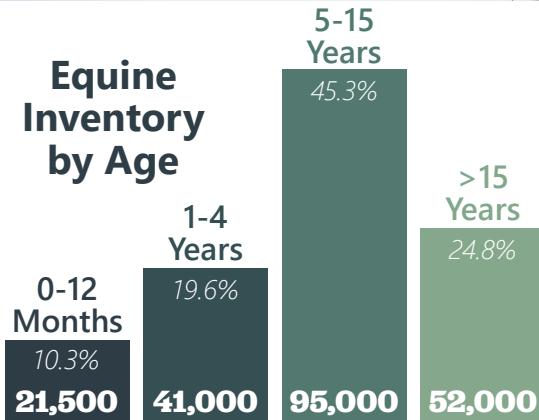


© Photo by: Marik Pearson / UK AgComm

Labor on Equine Operations



Equine Inventory by Age



Primary Uses of Kentucky's Equines

Trail riding/pleasure	62,500
Broodmares	33,500
Idle/not working	32,500
Competition/show	20,000
Yearlings, weanlings & foals	22,000
Racing	13,500
Work/transportation	11,500
Other activities	10,000
Stallions at stud	4,000

Kentucky Equine

Breed Population

Thoroughbreds	48,500
Quarter Horses	35,000
Walking Horses	28,500
Donkeys & Mules	13,500
American Saddlebreds	12,000
Mountain Horse Breeds	10,500
Standardbreds	9,200
Warmbloods	7,000
Pony Breeds	6,400
Miniature Horses	6,100
Paint Horses	5,500
Draft Horse Breeds	4,800
Arabian and Half-Arabians	4,200
Appaloosas	3,200
Morgans	1,800
Paso Finos	1,200
Hackney Ponies	900
Pintos (excludes Paint)	700
Others	10,500




Fulton County, Gallatin County, Harlan County and McCreary County Fact Sheet

2022 KENTUCKY EQUINE SURVEY

This data comes from the 2022 Kentucky Equine Survey conducted by the National Agricultural Statistics Service (NASS), with support and assistance by the University of Kentucky College of Agriculture and the Kentucky Horse Council.

For the purposes of this study, an “equine operation” is defined as an address on which at least one horse, pony, donkey or mule resides. From this study, it was determined that an equine operation encompasses the large breeding farms, property on which equines are kept for personal use and other land with a primary use that may not be equine-related, such as a cattle operation or crop farm. It is estimated that there are a total of 31,000 equine operations throughout Kentucky. These equine operations accounted for a total of 4.3 million acres of land, of which 900,000 acres were devoted to equine-related activities.



Elizabeth Beck



Mark Pearson



Sydney Segal



Mark Pearson

Fulton County

Equine Facts

Total Equine Population: 100
 Total Equine Operations: 30
 Total Equine Acres: 400
 Value of Equine and Equine-Related Assets: \$320,000

Gallatin County

Equine Facts

Total Equine Population: 250
 Total Equine Operations: 50
 Total Equine Acres: N/A
 Value of Equine and Equine-Related Assets: \$1.16 Million

Harlan County

Equine Facts

Total Equine Population: 150
 Total Equine Operations: 40
 Total Equine Acres: 600
 Value of Equine and Equine-Related Assets: \$615,000

McCreary County

Equine Facts

Total Equine Population: 300
 Total Equine Operations: 60
 Total Equine Acres: 800
 Value of Equine and Equine-Related Assets: \$1.04 Million



Kentucky State Fact Sheet

2022 KENTUCKY EQUINE SURVEY

Kentucky

Equine Facts

Total Equine Population:	209,500
Total Equine Operations:	31,000
Total Equine Acres:	900,000
Total Operating Expenditures:	\$1 billion
Capital Expenditures:	\$535 million
Income from Sales and Services:	\$2 billion
Value of Equine and Equine-Related Assets:	\$27.7 billion

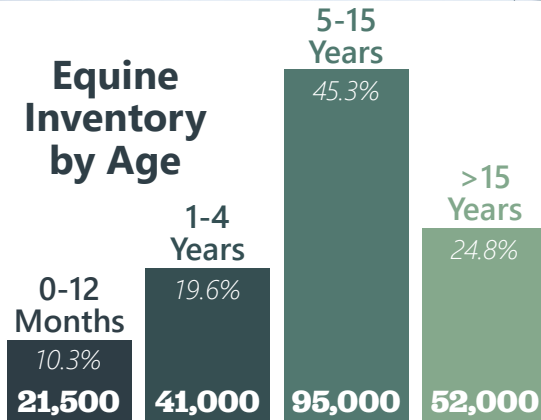


© Photo by: Marik Pearson / UK AgComm

Labor on Equine Operations



Equine Inventory by Age



Primary Uses of Kentucky's Equines

Trail riding/pleasure	62,500
Broodmares	33,500
Idle/not working	32,500
Competition/show	20,000
Yearlings, weanlings & foals	22,000
Racing	13,500
Work/transportation	11,500
Other activities	10,000
Stallions at stud	4,000

Kentucky Equine

Breed Population

Thoroughbreds	48,500
Quarter Horses	35,000
Walking Horses	28,500
Donkeys & Mules	13,500
American Saddlebreds	12,000
Mountain Horse Breeds	10,500
Standardbreds	9,200
Warmbloods	7,000
Pony Breeds	6,400
Miniature Horses	6,100
Paint Horses	5,500
Draft Horse Breeds	4,800
Arabian and Half-Arabians	4,200
Appaloosas	3,200
Morgans	1,800
Paso Finos	1,200
Hackney Ponies	900
Pintos (excludes Paint)	700
Others	10,500



Hickman County and Leslie County Fact Sheet

2022 KENTUCKY EQUINE SURVEY

This data comes from the 2022 Kentucky Equine Survey conducted by the National Agricultural Statistics Service (NASS), with support and assistance by the University of Kentucky College of Agriculture and the Kentucky Horse Council.

For the purposes of this study, an "equine operation" is defined as an address on which at least one horse, pony, donkey or mule resides. From this study, it was determined that an equine operation encompasses the large breeding farms, property on which equines are kept for personal use and other land with a primary use that may not be equine-related, such as a cattle operation or crop farm. It is estimated that there are a total of 31,000 equine operations throughout Kentucky. These equine operations accounted for a total of 4.3 million acres of land, of which 900,000 acres were devoted to equine-related activities.



Mark Pearson



Sophia Schneider



Konor Copeland



Abra Milenthal

Hickman County

Equine Facts

Total Equine Population: 350
 Total Equine Operations: 60
 Total Equine Acres: 1,400
 Income From Services: N/A
 Number of Equine Sold: N/A
 Value of Equine Sold: \$325,000
 Value of Equine and Equine-Related Assets: \$3.42 Million

Leslie County

Equine Facts

Total Equine Population: 150
 Total Equine Operations: N/A
 Total Equine Acres: N/A
 Value of Equine and Equine-Related Assets: \$623,000

Top Use of Horses

1

150 for Pleasure/Trail



Kentucky State Fact Sheet

2022 KENTUCKY EQUINE SURVEY

Kentucky

Equine Facts

Total Equine Population:	209,500
Total Equine Operations:	31,000
Total Equine Acres:	900,000
Total Operating Expenditures:	\$1 billion
Capital Expenditures:	\$535 million
Income from Sales and Services:	\$2 billion
Value of Equine and Equine-Related Assets:	\$27.7 billion

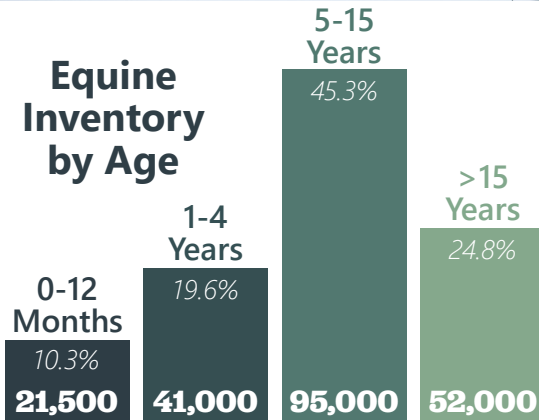


© Photo by: Marik Pearson / UK AgComm

Labor on Equine Operations



Equine Inventory by Age



Primary Uses of Kentucky's Equines

Trail riding/pleasure	62,500
Broodmares	33,500
Idle/not working	32,500
Competition/show	20,000
Yearlings, weanlings & foals	22,000
Racing	13,500
Work/transportation	11,500
Other activities	10,000
Stallions at stud	4,000

Kentucky Equine

Breed Population

Thoroughbreds	48,500
Quarter Horses	35,000
Walking Horses	28,500
Donkeys & Mules	13,500
American Saddlebreds	12,000
Mountain Horse Breeds	10,500
Standardbreds	9,200
Warmbloods	7,000
Pony Breeds	6,400
Miniature Horses	6,100
Paint Horses	5,500
Draft Horse Breeds	4,800
Arabian and Half-Arabians	4,200
Appaloosas	3,200
Morgans	1,800
Paso Finos	1,200
Hackney Ponies	900
Pintos (excludes Paint)	700
Others	10,500



Bell County, Knott County and Perry County Fact Sheet

2022 KENTUCKY EQUINE SURVEY

This data comes from the 2022 Kentucky Equine Survey conducted by the National Agricultural Statistics Service (NASS), with support and assistance by the University of Kentucky College of Agriculture and the Kentucky Horse Council.

For the purposes of this study, an "equine operation" is defined as an address on which at least one horse, pony, donkey or mule resides. From this study, it was determined that an equine operation encompasses the large breeding farms, property on which equines are kept for personal use and other land with a primary use that may not be equine-related, such as a cattle operation or crop farm. It is estimated that there are a total of 31,000 equine operations throughout Kentucky. These equine operations accounted for a total of 4.3 million acres of land, of which 900,000 acres were devoted to equine-related activities.

Bell County

Equine Facts

Total Equine Population: 150
 Total Equine Operations: 40
 Total Equine Acres: N/A
 Value of Equine and Equine-Related Assets: \$450,000

Top Use of Horses

1

120 for Pleasure/Trail



Elizabeth Beck



Abra Millenthal

Top Use of Horses

1

140 for Pleasure/Trail

Knott County

Equine Facts

Total Equine Population: 200
 Total Equine Operations: 50
 Total Equine Acres: 400
 Value of Equine and Equine-Related Assets: \$740,000

Perry County

Equine Facts

Total Equine Population: 300
 Total Equine Operations: 50
 Total Equine Acres: 1,700
 Value of Equine and Equine-Related Assets: \$880,000

Top Use of Horses

1

260 for Pleasure/Trail



Mark Pearson



Kentucky State Fact Sheet

2022 KENTUCKY EQUINE SURVEY

Kentucky

Equine Facts

Total Equine Population:	209,500
Total Equine Operations:	31,000
Total Equine Acres:	900,000
Total Operating Expenditures:	\$1 billion
Capital Expenditures:	\$535 million
Income from Sales and Services:	\$2 billion
Value of Equine and Equine-Related Assets:	\$27.7 billion

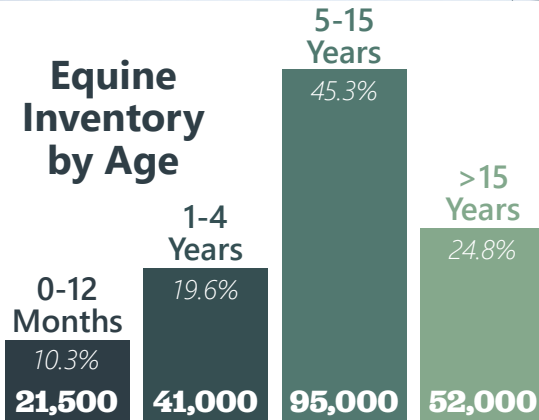


© Photo by: Marik Pearson / UK AgComm

Labor on Equine Operations



Equine Inventory by Age



Primary Uses of Kentucky's Equines

Trail riding/pleasure	62,500
Broodmares	33,500
Idle/not working	32,500
Competition/show	20,000
Yearlings, weanlings & foals	22,000
Racing	13,500
Work/transportation	11,500
Other activities	10,000
Stallions at stud	4,000

Kentucky Equine

Breed Population

Thoroughbreds	48,500
Quarter Horses	35,000
Walking Horses	28,500
Donkeys & Mules	13,500
American Saddlebreds	12,000
Mountain Horse Breeds	10,500
Standardbreds	9,200
Warmbloods	7,000
Pony Breeds	6,400
Miniature Horses	6,100
Paint Horses	5,500
Draft Horse Breeds	4,800
Arabian and Half-Arabians	4,200
Appaloosas	3,200
Morgans	1,800
Paso Finos	1,200
Hackney Ponies	900
Pintos (excludes Paint)	700
Others	10,500

