


Lee County Fact Sheet

2022 KENTUCKY EQUINE SURVEY

This data comes from the 2022 Kentucky Equine Survey conducted by the National Agricultural Statistics Service (NASS), with support and assistance by the University of Kentucky College of Agriculture and the Kentucky Horse Council.

It is estimated that there are 600 horses in Lee County, residing on 90 equine operations. The total value of Lee County's equine and equine-related assets was \$3.58 million. Full details of the report may be found online at equine.ca.uky.edu/kyequinesurvey.

For the purposes of this study, an "equine operation" is defined as an address on which at least one horse, pony, donkey or mule resides. From this study, it was determined that an equine operation encompasses the large breeding farms, property on which equines are kept for personal use and other land with a primary use that may not be equine-related, such as a cattle operation or crop farm. It is estimated that there are a total of 31,000 equine operations throughout Kentucky. These equine operations accounted for a total of 4.3 million acres of land, of which 900,000 acres were devoted to equine-related activities.



Mark Pearson



Sophia Schindler



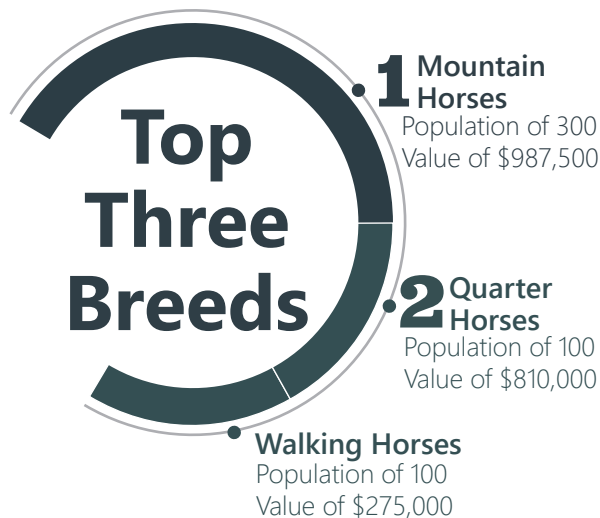
Mark Pearson



Konor Copeland

Lee County Equine Facts

| | |
|--------------------------------|-------|
| Total Equine Population: | 600 |
| Total Equine Operations: | 90 |
| Total Equine Acres: | 2,400 |
| Income From Services: | N/A |
| Number of Equine Sold: | N/A |
| Value of Equine Sold: | N/A |



Top 4 Uses of Horses



Kentucky State Fact Sheet

2022 KENTUCKY EQUINE SURVEY

Kentucky

Equine Facts

| | |
|--|----------------|
| Total Equine Population: | 209,500 |
| Total Equine Operations: | 31,000 |
| Total Equine Acres: | 900,000 |
| Total Operating Expenditures: | \$1 billion |
| Capital Expenditures: | \$535 million |
| Income from Sales and Services: | \$2 billion |
| Value of Equine and Equine-Related Assets: | \$27.7 billion |

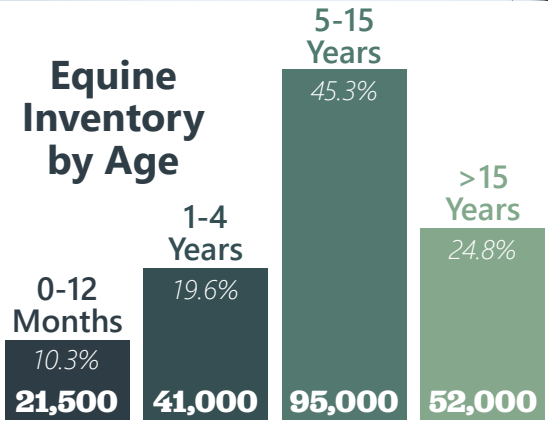


© Photo by: Marik Pearson / UK AgComm

Labor on Equine Operations



Equine Inventory by Age



Primary Uses of Kentucky's Equines

| | |
|------------------------------|--------|
| Trail riding/pleasure | 62,500 |
| Broodmares | 33,500 |
| Idle/not working | 32,500 |
| Competition/show | 20,000 |
| Yearlings, weanlings & foals | 22,000 |
| Racing | 13,500 |
| Work/transportation | 11,500 |
| Other activities | 10,000 |
| Stallions at stud | 4,000 |

Kentucky Equine

Breed Population

| | |
|---------------------------|--------|
| Thoroughbreds | 48,500 |
| Quarter Horses | 35,000 |
| Walking Horses | 28,500 |
| Donkeys & Mules | 13,500 |
| American Saddlebreds | 12,000 |
| Mountain Horse Breeds | 10,500 |
| Standardbreds | 9,200 |
| Warmbloods | 7,000 |
| Pony Breeds | 6,400 |
| Miniature Horses | 6,100 |
| Paint Horses | 5,500 |
| Draft Horse Breeds | 4,800 |
| Arabian and Half-Arabians | 4,200 |
| Appaloosas | 3,200 |
| Morgans | 1,800 |
| Paso Finos | 1,200 |
| Hackney Ponies | 900 |
| Pintos (excludes Paint) | 700 |
| Others | 10,500 |

